

STATEMENT OF APPROPRIATIONS, ALLOTMENTS, OBLIGATIONS, DISBURSEMENTS AND BALANCES

As at the Quarter Ending September 30, 2023

Department : Department of Labor and Employment (DOLE)  
 Agency/Entity : Technical Education and Skills Development Authority  
 Operating Unit : Aparri School of Arts and Trades  
 Organization Code (UACS) : 16 009 1600007  
 Fund Cluster : 01 - Regular Agency Fund

X	Current Year Appropriations
	Supplemental Appropriations
	Continuing Appropriations


(e.g. UACS Fund Cluster: 01-Regular Agency Fund, 02-Foreign Assisted Projects Fund, 03-Special Account-Locally Funded/Domestic Grants Fund, and 04-Special Account-Foreign Assisted/Foreign Grants Fund)


Particulars	UACS CODE	Appropriations			Allotments			Current Year Obligations				Current Year Disbursements				Balances					
		Authorized Appropriations	Adjustments (Transfer To/From, Modifications/ Augmentations)	Adjusted Appropriations	Allotments Received	Adjustments (Reductions, Modifications/ Augmentations)	Transfer To	Transfer From	Adjusted Allotments	1st Quarter Ending March 31	2nd Quarter Ending June 30	3rd Quarter Ending September 30	Total	1st Quarter Ending March 31	2nd Quarter Ending June 30	3rd Quarter Ending September 30	Total	Unreleased Appropriations	Unobligated Allotments	Unpaid Obligations (15-20)=(23+24)	
																				Due and Demandable	Not Yet Due and Demandable
1	2	3	4	5=(3+4)	6	7	8	9	10=[(6+(-7))-8+9]	11	12	13	15=(11+12+13+14)	16	17	18	20=(16+17+18+19)	21	22	23	24
<b>I. Agency Specific Budget</b>		<b>29,819,000.00</b>	<b>0.00</b>	<b>29,819,000.00</b>	<b>29,819,000.00</b>	<b>0.00</b>	<b>0.00</b>	<b>0.00</b>	<b>29,819,000.00</b>	<b>6,161,890.72</b>	<b>8,270,975.72</b>	<b>5,891,849.73</b>	<b>20,324,716.17</b>	<b>6,161,890.72</b>	<b>8,270,975.72</b>	<b>5,891,849.73</b>	<b>20,324,716.17</b>	<b>0.00</b>	<b>9,494,283.83</b>	<b>0.00</b>	<b>0.00</b>
Operations	3000000000000000	29,819,000.00	0.00	29,819,000.00	29,819,000.00	0.00	0.00	0.00	29,819,000.00	6,161,890.72	8,270,975.72	5,891,849.73	20,324,716.17	6,161,890.72	8,270,975.72	5,891,849.73	20,324,716.17	0.00	9,494,283.83	0.00	0.00
OO : Employability increased and / or enhanced TECHNICAL EDUCATION AND SKILLS DEVELOPMENT PROGRAM		29,819,000.00	0.00	29,819,000.00	29,819,000.00	0.00	0.00	0.00	29,819,000.00	6,161,890.72	8,270,975.72	5,891,849.73	20,324,716.17	6,161,890.72	8,270,975.72	5,891,849.73	20,324,716.17	0.00	9,494,283.83	0.00	0.00
Promotion, Development and Implementation of Quality Technical Education and Skills Development Programs	310300100001000	29,819,000.00	0.00	29,819,000.00	29,819,000.00	0.00	0.00	0.00	29,819,000.00	6,161,890.72	8,270,975.72	5,891,849.73	20,324,716.17	6,161,890.72	8,270,975.72	5,891,849.73	20,324,716.17	0.00	9,494,283.83	0.00	0.00
PS		26,545,000.00	0.00	26,545,000.00	26,545,000.00	0.00	0.00	0.00	26,545,000.00	5,732,341.12	7,817,192.17	5,399,418.83	18,948,952.12	5,732,341.12	7,817,192.17	5,399,418.83	18,948,952.12	0.00	7,596,047.88	0.00	0.00
MOOE		3,274,000.00	0.00	3,274,000.00	3,274,000.00	0.00	0.00	0.00	3,274,000.00	429,549.60	453,783.55	492,430.90	1,375,764.05	429,549.60	453,783.55	492,430.90	1,375,764.05	0.00	1,898,235.95	0.00	0.00
Sub-Total, Operations		29,819,000.00	0.00	29,819,000.00	29,819,000.00	0.00	0.00	0.00	29,819,000.00	6,161,890.72	8,270,975.72	5,891,849.73	20,324,716.17	6,161,890.72	8,270,975.72	5,891,849.73	20,324,716.17	0.00	9,494,283.83	0.00	0.00
PS		26,545,000.00	0.00	26,545,000.00	26,545,000.00	0.00	0.00	0.00	26,545,000.00	5,732,341.12	7,817,192.17	5,399,418.83	18,948,952.12	5,732,341.12	7,817,192.17	5,399,418.83	18,948,952.12	0.00	7,596,047.88	0.00	0.00
MOOE		3,274,000.00	0.00	3,274,000.00	3,274,000.00	0.00	0.00	0.00	3,274,000.00	429,549.60	453,783.55	492,430.90	1,375,764.05	429,549.60	453,783.55	492,430.90	1,375,764.05	0.00	1,898,235.95	0.00	0.00
FinEx (if Applicable)		0.00	0.00	0.00	0.00	0.00	0.00	0.00	0.00	0.00	0.00	0.00	0.00	0.00	0.00	0.00	0.00	0.00	0.00	0.00	0.00
CO		0.00	0.00	0.00	0.00	0.00	0.00	0.00	0.00	0.00	0.00	0.00	0.00	0.00	0.00	0.00	0.00	0.00	0.00	0.00	0.00
<b>Sub-Total, I. Agency Specific Budget</b>		<b>29,819,000.00</b>	<b>0.00</b>	<b>29,819,000.00</b>	<b>29,819,000.00</b>	<b>0.00</b>	<b>0.00</b>	<b>0.00</b>	<b>29,819,000.00</b>	<b>6,161,890.72</b>	<b>8,270,975.72</b>	<b>5,891,849.73</b>	<b>20,324,716.17</b>	<b>6,161,890.72</b>	<b>8,270,975.72</b>	<b>5,891,849.73</b>	<b>20,324,716.17</b>	<b>0.00</b>	<b>9,494,283.83</b>	<b>0.00</b>	<b>0.00</b>
PS		26,545,000.00	0.00	26,545,000.00	26,545,000.00	0.00	0.00	0.00	26,545,000.00	5,732,341.12	7,817,192.17	5,399,418.83	18,948,952.12	5,732,341.12	7,817,192.17	5,399,418.83	18,948,952.12	0.00	7,596,047.88	0.00	0.00
MOOE		3,274,000.00	0.00	3,274,000.00	3,274,000.00	0.00	0.00	0.00	3,274,000.00	429,549.60	453,783.55	492,430.90	1,375,764.05	429,549.60	453,783.55	492,430.90	1,375,764.05	0.00	1,898,235.95	0.00	0.00
FinEx (if Applicable)		0.00	0.00	0.00	0.00	0.00	0.00	0.00	0.00	0.00	0.00	0.00	0.00	0.00	0.00	0.00	0.00	0.00	0.00	0.00	0.00
CO		0.00	0.00	0.00	0.00	0.00	0.00	0.00	0.00	0.00	0.00	0.00	0.00	0.00	0.00	0.00	0.00	0.00	0.00	0.00	0.00
<b>II. Automatic Appropriations</b>		<b>2,452,000.00</b>	<b>0.00</b>	<b>2,452,000.00</b>	<b>2,452,000.00</b>	<b>0.00</b>	<b>0.00</b>	<b>0.00</b>	<b>2,452,000.00</b>	<b>589,520.88</b>	<b>642,278.75</b>	<b>564,309.00</b>	<b>1,796,108.63</b>	<b>589,520.88</b>	<b>642,278.75</b>	<b>564,309.00</b>	<b>1,796,108.63</b>	<b>0.00</b>	<b>655,891.37</b>	<b>0.00</b>	<b>0.00</b>
Specific Budgets of National Government Agencies		2,452,000.00	0.00	2,452,000.00	2,452,000.00	0.00	0.00	0.00	2,452,000.00	589,520.88	642,278.75	564,309.00	1,796,108.63	589,520.88	642,278.75	564,309.00	1,796,108.63	0.00	655,891.37	0.00	0.00
Retirement and Life Insurance Premiums		2,452,000.00	0.00	2,452,000.00	2,452,000.00	0.00	0.00	0.00	2,452,000.00	589,520.88	642,278.75	564,309.00	1,796,108.63	589,520.88	642,278.75	564,309.00	1,796,108.63	0.00	655,891.37	0.00	0.00
PS		2,452,000.00	0.00	2,452,000.00	2,452,000.00	0.00	0.00	0.00	2,452,000.00	589,520.88	642,278.75	564,309.00	1,796,108.63	589,520.88	642,278.75	564,309.00	1,796,108.63	0.00	655,891.37	0.00	0.00
<b>Sub-total II. Automatic Appropriations</b>		<b>2,452,000.00</b>	<b>0.00</b>	<b>2,452,000.00</b>	<b>2,452,000.00</b>	<b>0.00</b>	<b>0.00</b>	<b>0.00</b>	<b>2,452,000.00</b>	<b>589,520.88</b>	<b>642,278.75</b>	<b>564,309.00</b>	<b>1,796,108.63</b>	<b>589,520.88</b>	<b>642,278.75</b>	<b>564,309.00</b>	<b>1,796,108.63</b>	<b>0.00</b>	<b>655,891.37</b>	<b>0.00</b>	<b>0.00</b>
PS		2,452,000.00	0.00	2,452,000.00	2,452,000.00	0.00	0.00	0.00	2,452,000.00	589,520.88	642,278.75	564,309.00	1,796,108.63	589,520.88	642,278.75	564,309.00	1,796,108.63	0.00	655,891.37	0.00	0.00
MOOE		0.00	0.00	0.00	0.00	0.00	0.00	0.00	0.00	0.00	0.00	0.00	0.00	0.00	0.00	0.00	0.00	0.00	0.00	0.00	0.00
FinEx		0.00	0.00	0.00	0.00	0.00	0.00	0.00	0.00	0.00	0.00	0.00	0.00	0.00	0.00	0.00	0.00	0.00	0.00	0.00	0.00
CO		0.00	0.00	0.00	0.00	0.00	0.00	0.00	0.00	0.00	0.00	0.00	0.00	0.00	0.00	0.00	0.00	0.00	0.00	0.00	0.00
<b>III. Special Purpose Fund</b>		<b>0.00</b>	<b>1,749,110.52</b>	<b>1,749,110.52</b>	<b>0.00</b>	<b>1,065,002.00</b>	<b>0.00</b>	<b>684,108.52</b>	<b>1,749,110.52</b>	<b>0.00</b>	<b>1,065,002.00</b>	<b>684,108.52</b>	<b>1,749,110.52</b>	<b>0.00</b>	<b>1,065,002.00</b>	<b>684,108.52</b>	<b>1,749,110.52</b>	<b>0.00</b>	<b>0.00</b>	<b>0.00</b>	<b>0.00</b>
Miscellaneous Personnel Benefits Fund		0.00	684,108.52	684,108.52	0.00	1,065,002.00	0.00	684,108.52	1,749,110.52	0.00	1,065,002.00	684,108.52	1,749,110.52	0.00	1,065,002.00	684,108.52	1,749,110.52	0.00	0.00	0.00	0.00
PS		0.00	684,108.52	684,108.52	0.00	1,065,002.00	0.00	684,108.52	1,749,110.52	0.00	1,065,002.00	684,108.52	1,749,110.52	0.00	1,065,002.00	684,108.52	1,749,110.52	0.00	0.00	0.00	0.00

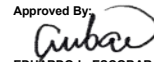
Department : Department of Labor and Employment (DOLE)  
 Agency/Entity : Technical Education and Skills Development Authority  
 Operating Unit : Aparri School of Arts and Trades  
 Organization Code (UACS) : 16 009 1600007  
 Fund Cluster : 01 - Regular Agency Fund  
 (e.g. UACS Fund Cluster: 01-Regular Agency Fund, 02-Foreign Assisted Projects Fund, 03-Special Account-Locally Funded/Domestic Grants Fund, and 04-Special Account-Foreign Assisted/Foreign Grants Fund)

X	Current Year Appropriations
	Supplemental Appropriations
	Continuing Appropriations

Particulars	UACS CODE	Appropriations			Allotments			Current Year Obligations				Current Year Disbursements				Balances						
		Authorized Appropriations	Adjustments (Transfer To/From, Modifications/Augmentations)	Adjusted Appropriations	Allotments Received	Adjustments (Reductions, Modifications/Augmentations)	Transfer To	Transfer From	Adjusted Allotments	1st Quarter Ending March 31	2nd Quarter Ending June 30	3rd Quarter Ending September 30	Total	1st Quarter Ending March 31	2nd Quarter Ending June 30	3rd Quarter Ending September 30	Total	Unreleased Appropriations	Unobligated Allotments	Unpaid Obligations (15-20)=(23+24)	Due and Demanded	Not Yet Due and
1	2	3	4	5=(3+4)	6	7	8	9	10=[(6+(-)7)-8+9]	11	12	13	14=(11+12+13+14)	16	17	18	20=(16+17+18+19)	21	22	23	24	
Pension and Gratuity Fund		0.00	1,065,002.00	1,065,002.00	0.00	1,065,002.00	0.00	0.00	1,065,002.00	0.00	1,065,002.00	0.00	1,065,002.00	0.00	1,065,002.00	0.00	1,065,002.00	0.00	0.00	0.00	0.00	0.00
PS		0.00	1,065,002.00	1,065,002.00	0.00	1,065,002.00	0.00	0.00	1,065,002.00	0.00	1,065,002.00	0.00	1,065,002.00	0.00	1,065,002.00	0.00	1,065,002.00	0.00	0.00	0.00	0.00	0.00
<b>Sub-Total III. Special Purpose Fund</b>		<b>0.00</b>	<b>1,749,110.52</b>	<b>1,749,110.52</b>	<b>0.00</b>	<b>1,065,002.00</b>	<b>0.00</b>	<b>684,108.52</b>	<b>1,749,110.52</b>	<b>0.00</b>	<b>1,065,002.00</b>	<b>684,108.52</b>	<b>1,749,110.52</b>	<b>0.00</b>	<b>1,065,002.00</b>	<b>684,108.52</b>	<b>1,749,110.52</b>	<b>0.00</b>	<b>0.00</b>	<b>0.00</b>	<b>0.00</b>	<b>0.00</b>
PS		0.00	1,749,110.52	1,749,110.52	0.00	1,065,002.00	0.00	684,108.52	1,749,110.52	0.00	1,065,002.00	684,108.52	1,749,110.52	0.00	1,065,002.00	684,108.52	1,749,110.52	0.00	0.00	0.00	0.00	0.00
MOOE		0.00	0.00	0.00	0.00	0.00	0.00	0.00	0.00	0.00	0.00	0.00	0.00	0.00	0.00	0.00	0.00	0.00	0.00	0.00	0.00	0.00
FinEx		0.00	0.00	0.00	0.00	0.00	0.00	0.00	0.00	0.00	0.00	0.00	0.00	0.00	0.00	0.00	0.00	0.00	0.00	0.00	0.00	0.00
CO		0.00	0.00	0.00	0.00	0.00	0.00	0.00	0.00	0.00	0.00	0.00	0.00	0.00	0.00	0.00	0.00	0.00	0.00	0.00	0.00	0.00
<b>IV. Reversion of the Unobligated Allotments charged against R.A. Nos. 11465 and 11494</b>		<b>0.00</b>	<b>0.00</b>	<b>0.00</b>	<b>0.00</b>	<b>0.00</b>	<b>0.00</b>	<b>0.00</b>	<b>0.00</b>	<b>0.00</b>	<b>0.00</b>	<b>0.00</b>	<b>0.00</b>	<b>0.00</b>	<b>0.00</b>	<b>0.00</b>	<b>0.00</b>	<b>0.00</b>	<b>0.00</b>	<b>0.00</b>	<b>0.00</b>	<b>0.00</b>
<b>GRAND TOTAL</b>		<b>32,271,000.00</b>	<b>1,749,110.52</b>	<b>34,020,110.52</b>	<b>32,271,000.00</b>	<b>1,065,002.00</b>	<b>0.00</b>	<b>684,108.52</b>	<b>34,020,110.52</b>	<b>6,751,411.60</b>	<b>9,978,256.47</b>	<b>7,140,267.25</b>	<b>23,869,935.32</b>	<b>6,751,411.60</b>	<b>9,978,256.47</b>	<b>7,140,267.25</b>	<b>23,869,935.32</b>	<b>0.00</b>	<b>10,150,175.20</b>	<b>0.00</b>	<b>0.00</b>	<b>0.00</b>
PS		28,997,000.00	1,749,110.52	30,746,110.52	28,997,000.00	1,065,002.00	0.00	684,108.52	30,746,110.52	6,321,862.00	9,524,472.92	6,647,836.35	22,494,171.27	6,321,862.00	9,524,472.92	6,647,836.35	22,494,171.27	0.00	8,251,939.25	0.00	0.00	0.00
MOOE		3,274,000.00	0.00	3,274,000.00	3,274,000.00	0.00	0.00	0.00	3,274,000.00	429,549.60	453,783.55	492,430.90	1,375,764.05	429,549.60	453,783.55	492,430.90	1,375,764.05	0.00	1,898,235.95	0.00	0.00	0.00
<b>Recapitulation by OO:</b>																						
I. Agency Specific Budget		29,819,000.00	1,065,002.00	30,884,002.00	29,819,000.00	1,065,002.00	0.00	0.00	30,884,002.00	6,161,890.72	9,335,977.72	5,891,849.73	21,389,718.17	6,161,890.72	9,335,977.72	5,891,849.73	21,389,718.17	0.00	9,494,283.83	0.00	0.00	0.00
TECHNICAL EDUCATION AND SKILLS DEVELOPMENT PROGRAM		29,819,000.00	1,065,002.00	30,884,002.00	29,819,000.00	1,065,002.00	0.00	0.00	30,884,002.00	6,161,890.72	9,335,977.72	5,891,849.73	21,389,718.17	6,161,890.72	9,335,977.72	5,891,849.73	21,389,718.17	0.00	9,494,283.83	0.00	0.00	0.00

Certified Correct:  
  
 JONATHAN C. TORIO  
 Accountant

Recommending Approval:  
  
 JUANITO G. DOMINGO  
 Budget Officer

Approved By:  
  
 EDUARDO L. ESCOBAR, PhD.  
 Agency Head

Date:

Date:

Date: