


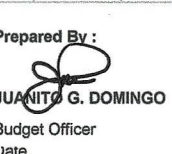
FY 2023 MONTHLY DISBURSEMENT PROGRAM


(In Thousand Pesos)

Department : Department of Labor and Employment (DOLE)
 Agency : Technical Education and Skills Development Authority
 Operating Unit : Aparri School of Arts and Trades
 Organization Code (UACS) : 16 009 1600007

Particulars	UACS CODE	Total Programs	Tax Rem Advice (TRA)	Net Program	Full Year Requirement																
					QUARTER 1				QUARTER 2				QUARTER 3				QUARTER 4				Full Year
					Jan	Feb	March	Sub Total	April	May	June	Sub Total	July	Aug	Sept	Sub Total	Oct	Nov	Dec	Sub Total	Total
1	2	3	4	5	6	7	8	9=6+7+8	10	11	12	13=10+11+12	14	15	16	17=14+15+16	18	19	20	21=18+19+20	22
I. NOTICE OF CASH ALLOCATION		32,271	1,801	30,470	2,310	2,374	2,342	7,026	2,568	3,913	2,155	8,636	2,089	2,099	1,984	6,172	2,266	4,140	2,230	8,636	30,470
A. Fiscal Year's (FY) Budget		32,271	1,801	30,470	2,310	2,374	2,342	7,026	2,568	3,913	2,155	8,636	2,089	2,099	1,984	6,172	2,266	4,140	2,230	8,636	30,470
New GAA		29,819	1,801	28,018	2,087	2,151	2,119	6,357	2,359	3,712	1,954	8,025	1,890	1,900	1,793	5,583	2,070	3,944	2,039	8,053	28,018
COMPREHENSIVE RELEASE		29,819	1,801	28,018	2,087	2,151	2,119	6,357	2,359	3,712	1,954	8,025	1,890	1,900	1,793	5,583	2,070	3,944	2,039	8,053	28,018
Specific Budgets of National Government Agencies	1 01 101	29,819	1,801	28,018	2,087	2,151	2,119	6,357	2,359	3,712	1,954	8,025	1,890	1,900	1,793	5,583	2,070	3,944	2,039	8,053	28,018
PS		26,545	1,665	24,880	1,877	1,877	1,894	5,648	2,066	3,403	1,698	7,167	1,678	1,673	1,603	4,954	1,686	3,559	1,866	7,111	24,880
MOOE		3,274	136	3,138	210	274	225	709	293	309	256	858	212	227	190	629	384	385	173	942	3,138
Automatic Appropriation		2,452	0	2,452	223	223	223	669	209	201	201	611	199	199	191	589	196	196	191	583	2,452
Retirement and Life Insurance Premiums	1 04 102	2,452	0	2,452	223	223	223	669	209	201	201	611	199	199	191	589	196	196	191	583	2,452
PS		2,452	0	2,452	223	223	223	669	209	201	201	611	199	199	191	589	196	196	191	583	2,452
TOTAL NCA PROGRAM		32,271	1,801	30,470	2,310	2,374	2,342	7,026	2,568	3,913	2,155	8,636	2,089	2,099	1,984	6,172	2,266	4,140	2,230	8,636	30,470
PS		28,997	1,665	27,332	2,100	2,100	2,117	6,317	2,275	3,604	1,899	7,778	1,877	1,872	1,794	5,543	1,882	3,755	2,057	7,694	27,332
MOOE		3,274	136	3,138	210	274	225	709	293	309	256	858	212	227	190	629	384	385	173	942	3,138
IV. TAX REMITTANCE ADVICE		0	1,801	1,801	157	161	158	476	153	145	162	460	143	143	154	440	149	143	133	425	1,801
PS		0	1,665	1,665	148	148	148	444	139	132	151	422	133	133	144	410	134	128	127	389	1,665
MOOE		0	136	136	9	13	10	32	14	13	11	38	10	10	10	30	15	15	6	36	136
V. TOTAL DISBURSEMENT PROGRAM		32,271	1,801	30,470	2,467	2,535	2,500	7,502	2,721	4,058	2,317	9,096	2,232	2,242	2,138	6,612	2,415	4,283	2,363	9,081	32,271
PS		28,997	1,665	27,332	2,248	2,248	2,265	6,761	2,414	3,736	2,050	8,200	2,010	2,005	1,938	5,953	2,016	3,883	2,184	8,083	28,997
MOOE		3,274	136	3,138	219	287	235	741	307	322	267	896	222	237	200	659	399	400	179	978	3,274

Prepared By : 
 JONATHAN C. TORIO
 Accountant
 Date:

Prepared By : 
 JUANITO G. DOMINGO
 Budget Officer
 Date

Approved By : 
 RENATO D. UBINA, PhD.
 Agency Head
 Date