

STATEMENT OF APPROPRIATIONS, ALLOTMENTS, OBLIGATIONS, DISBURSEMENTS AND BALANCES

As at the Quarter Ending June 30, 2022

Department : Department of Trade and Industry (DTI)
 Agency/Entity : Technical Education and Skills Development Authority
 Operating Unit : Aparri School of Arts and Trades
 Organization Code (UACS) : 22 009 1600007
 Fund Cluster : 01 Regular Agency Fund

X	Current Year Appropriations
	Supplemental Appropriations
	Continuing Appropriations

(e.g. UACS Fund Cluster: 01-Regular Agency Fund, 02-Foreign Assisted Projects Fund, 03-Special Account-Locally Funded/Domestic Grants Fund, and 04-Special Account-Foreign Assisted/Foreign Grants Fund)

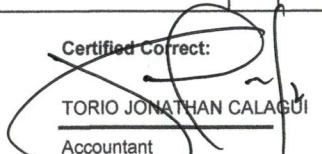
Particulars	UACS CODE	Appropriations			Allotments			Current Year Obligations					Current Year Disbursements					Balances			
		Authorized Appropriations	Adjustment (Transfer To/From, Modification s/Augment s)	Adjusted Appropriations	Allotments Received	Adjustment (Reductions, Modifications/Augmentations)	Adjusted Total Allotments	1st Quarter Ending March 31	2nd Quarter Ending June 30	3rd Quarter Ending Sept. 30	4th Quarter Ending Dec. 31	TOTAL	1st Quarter Ending March 31	2nd Quarter Ending June 30	3rd Quarter Ending Sept. 30	4th Quarter Ending Dec. 31	TOTAL	Unreleased Appro	Unobligated Allotments	Unpaid Obligations(15-20)=(23+24)	
		3	4	5=(3+4)	6	7	10=[(8+(-)7)-8+9]	11	12	13	14	15=(11+12+13+14)	16	17	18	19	20=(16+17+18+19)	21	22	23	24
I. Agency Specific Budget		29,309,000.00	0.00	29,309,000.00	29,309,000.00	0.00	29,309,000.00	6,753,000.66	8,350,659.02	0.00	0.00	15,103,659.68	6,753,000.66	8,350,659.02	0.00	0.00	15,103,659.68	0.00	14,205,340.32	0.00	0.00
Operations	300000000000	29,309,000.00	0.00	29,309,000.00	29,309,000.00	0.00	29,309,000.00	6,753,000.66	8,350,659.02	0.00	0.00	15,103,659.68	6,753,000.66	8,350,659.02	0.00	0.00	15,103,659.68	0.00	14,205,340.32	0.00	0.00
OO : Employability increased and/or enhanced		29,309,000.00	0.00	29,309,000.00	29,309,000.00	0.00	29,309,000.00	6,753,000.66	8,350,659.02	0.00	0.00	15,103,659.68	6,753,000.66	8,350,659.02	0.00	0.00	15,103,659.68	0.00	14,205,340.32	0.00	0.00
TECHNICAL EDUCATION AND SKILLS DEVELOPMENT PROGRAM		29,309,000.00	0.00	29,309,000.00	29,309,000.00	0.00	29,309,000.00	6,753,000.66	8,350,659.02	0.00	0.00	15,103,659.68	6,753,000.66	8,350,659.02	0.00	0.00	15,103,659.68	0.00	14,205,340.32	0.00	0.00
Promotion, Development and Implementation of Quality Technical Education and Skills Development Programs	310300100001000	29,309,000.00	0.00	29,309,000.00	29,309,000.00	0.00	29,309,000.00	6,753,000.66	8,350,659.02	0.00	0.00	15,103,659.68	6,753,000.66	8,350,659.02	0.00	0.00	15,103,659.68	0.00	14,205,340.32	0.00	0.00
PS		25,003,000.00	0.00	25,003,000.00	25,003,000.00	0.00	25,003,000.00	5,921,835.16	7,137,039.77	0.00	0.00	13,058,874.93	5,921,835.16	7,137,039.77	0.00	0.00	13,058,874.93	0.00	11,944,125.07	0.00	0.00
MOOE		4,306,000.00	0.00	4,306,000.00	4,306,000.00	0.00	4,306,000.00	831,165.50	1,213,619.25	0.00	0.00	2,044,784.75	831,165.50	1,213,619.25	0.00	0.00	2,044,784.75	0.00	2,261,215.25	0.00	0.00
Sub-Total, Operations		29,309,000.00	0.00	29,309,000.00	29,309,000.00	0.00	29,309,000.00	6,753,000.66	8,350,659.02	0.00	0.00	15,103,659.68	6,753,000.66	8,350,659.02	0.00	0.00	15,103,659.68	0.00	14,205,340.32	0.00	0.00
PS		25,003,000.00	0.00	25,003,000.00	25,003,000.00	0.00	25,003,000.00	5,921,835.16	7,137,039.77	0.00	0.00	13,058,874.93	5,921,835.16	7,137,039.77	0.00	0.00	13,058,874.93	0.00	11,944,125.07	0.00	0.00
MOOE		4,306,000.00	0.00	4,306,000.00	4,306,000.00	0.00	4,306,000.00	831,165.50	1,213,619.25	0.00	0.00	2,044,784.75	831,165.50	1,213,619.25	0.00	0.00	2,044,784.75	0.00	2,261,215.25	0.00	0.00
FinEx (if Applicable)		0.00	0.00	0.00	0.00	0.00	0.00	0.00	0.00	0.00	0.00	0.00	0.00	0.00	0.00	0.00	0.00	0.00	0.00	0.00	0.00
CO		0.00	0.00	0.00	0.00	0.00	0.00	0.00	0.00	0.00	0.00	0.00	0.00	0.00	0.00	0.00	0.00	0.00	0.00	0.00	0.00
Sub-Total, I. Agency Specific Budget		29,309,000.00	0.00	29,309,000.00	29,309,000.00	0.00	29,309,000.00	6,753,000.66	8,350,659.02	0.00	0.00	15,103,659.68	6,753,000.66	8,350,659.02	0.00	0.00	15,103,659.68	0.00	14,205,340.32	0.00	0.00
PS		25,003,000.00	0.00	25,003,000.00	25,003,000.00	0.00	25,003,000.00	5,921,835.16	7,137,039.77	0.00	0.00	13,058,874.93	5,921,835.16	7,137,039.77	0.00	0.00	13,058,874.93	0.00	11,944,125.07	0.00	0.00
MOOE		4,306,000.00	0.00	4,306,000.00	4,306,000.00	0.00	4,306,000.00	831,165.50	1,213,619.25	0.00	0.00	2,044,784.75	831,165.50	1,213,619.25	0.00	0.00	2,044,784.75	0.00	2,261,215.25	0.00	0.00
FinEx (if Applicable)		0.00	0.00	0.00	0.00	0.00	0.00	0.00	0.00	0.00	0.00	0.00	0.00	0.00	0.00	0.00	0.00	0.00	0.00	0.00	0.00
CO		0.00	0.00	0.00	0.00	0.00	0.00	0.00	0.00	0.00	0.00	0.00	0.00	0.00	0.00	0.00	0.00	0.00	0.00	0.00	0.00
II. Automatic Appropriations		2,311,000.00	0.00	2,311,000.00	2,311,000.00	0.00	2,311,000.00	587,993.76	579,377.44	0.00	0.00	1,167,371.20	587,993.76	579,377.44	0.00	0.00	1,167,371.20	0.00	1,143,628.80	0.00	0.00
Specific Budgets of National Government Agencies		2,311,000.00	0.00	2,311,000.00	2,311,000.00	0.00	2,311,000.00	587,993.76	579,377.44	0.00	0.00	1,167,371.20	587,993.76	579,377.44	0.00	0.00	1,167,371.20	0.00	1,143,628.80	0.00	0.00
Retirement and Life Insurance Premiums		2,311,000.00	0.00	2,311,000.00	2,311,000.00	0.00	2,311,000.00	587,993.76	579,377.44	0.00	0.00	1,167,371.20	587,993.76	579,377.44	0.00	0.00	1,167,371.20	0.00	1,143,628.80	0.00	0.00
PS		2,311,000.00	0.00	2,311,000.00	2,311,000.00	0.00	2,311,000.00	587,993.76	579,377.44	0.00	0.00	1,167,371.20	587,993.76	579,377.44	0.00	0.00	1,167,371.20	0.00	1,143,628.80	0.00	0.00
Sub-total II. Automatic Appropriations		2,311,000.00	0.00	2,311,000.00	2,311,000.00	0.00	2,311,000.00	587,993.76	579,377.44	0.00	0.00	1,167,371.20	587,993.76	579,377.44	0.00	0.00	1,167,371.20	0.00	1,143,628.80	0.00	0.00
PS		2,311,000.00	0.00	2,311,000.00	2,311,000.00	0.00	2,311,000.00	587,993.76	579,377.44	0.00	0.00	1,167,371.20	587,993.76	579,377.44	0.00	0.00	1,167,371.20	0.00	1,143,628.80	0.00	0.00
MOOE		0.00	0.00	0.00	0.00	0.00	0.00	0.00	0.00	0.00	0.00	0.00	0.00	0.00	0.00	0.00	0.00	0.00	0.00	0.00	0.00
FinEx		0.00	0.00	0.00	0.00	0.00	0.00	0.00	0.00	0.00	0.00	0.00	0.00	0.00	0.00	0.00	0.00	0.00	0.00	0.00	0.00
CO		0.00	0.00	0.00	0.00	0.00	0.00	0.00	0.00	0.00	0.00	0.00	0.00	0.00	0.00	0.00	0.00	0.00	0.00	0.00	0.00

This report was generated using the Unified Reporting System on 13/07/2022 09:38 version.FAR1.2.5 ; Status : SUBMITTED

Department : Department of Trade and Industry (DTI)
 Agency/Entity : Technical Education and Skills Development Authority
 Operating Unit : Aparri School of Arts and Trades
 Organization Code (UACS) : 22 009 1600007
 Fund Cluster : 01 Regular Agency Fund


X	Current Year Appropriations
	Supplemental Appropriations
	Continuing Appropriations

Particulars	UACS CODE	Appropriations			Allotments			Current Year Obligations					Current Year Disbursements					Balances				
		Authorized Appropriations	Adjustments (Transfer To/From, Modification s/Augment	Adjusted Appropriations	Allotments Received	Adjustments (Reduction s, Modification s/Augmentations)	Adjusted Total Allotments	1st Quarter Ending March 31	2nd Quarter Ending June 30	3rd Quarter Ending Sept. 30	4th Quarter Ending Dec. 31	TOTAL	1st Quarter Ending March 31	2nd Quarter Ending June 30	3rd Quarter Ending Sept. 30	4th Quarter Ending Dec. 31	TOTAL	Unreleased Appro	Unobligated Allotments	Unpaid Obligations(15-20)=(23+24)		
																				Due and Demandable	Not Yet Due and Demandable	
1	2	3	4	5=(3+4)	6	7	10=[(6+(-)7)-8+9]	11	12	13	14	15=(11+12+13+14)	16	17	18	19	20=(16+17+18+19)	21	22	23	24	
III. Special Purpose Fund		0.00	595,205.00	595,205.00	0.00	595,205.00	595,205.00	0.00	0.00	0.00	0.00	0.00	0.00	0.00	0.00	0.00	0.00	0.00	0.00	595,205.00	0.00	0.00
Pension and Gratuity Fund		0.00	595,205.00	595,205.00	0.00	595,205.00	595,205.00	0.00	0.00	0.00	0.00	0.00	0.00	0.00	0.00	0.00	0.00	0.00	0.00	595,205.00	0.00	0.00
PS		0.00	595,205.00	595,205.00	0.00	595,205.00	595,205.00	0.00	0.00	0.00	0.00	0.00	0.00	0.00	0.00	0.00	0.00	0.00	0.00	595,205.00	0.00	0.00
Sub-Total III. Special Purpose Fund		0.00	595,205.00	595,205.00	0.00	595,205.00	595,205.00	0.00	0.00	0.00	0.00	0.00	0.00	0.00	0.00	0.00	0.00	0.00	0.00	595,205.00	0.00	0.00
PS		0.00	595,205.00	595,205.00	0.00	595,205.00	595,205.00	0.00	0.00	0.00	0.00	0.00	0.00	0.00	0.00	0.00	0.00	0.00	0.00	595,205.00	0.00	0.00
MOOE		0.00	0.00	0.00	0.00	0.00	0.00	0.00	0.00	0.00	0.00	0.00	0.00	0.00	0.00	0.00	0.00	0.00	0.00	0.00	0.00	0.00
FinEx		0.00	0.00	0.00	0.00	0.00	0.00	0.00	0.00	0.00	0.00	0.00	0.00	0.00	0.00	0.00	0.00	0.00	0.00	0.00	0.00	0.00
CO		0.00	0.00	0.00	0.00	0.00	0.00	0.00	0.00	0.00	0.00	0.00	0.00	0.00	0.00	0.00	0.00	0.00	0.00	0.00	0.00	0.00
IV. Reversion of the Unobligated Allotments charged against R.A. Nos. 11465 and 11494		0.00	0.00	0.00	0.00	0.00	0.00	0.00	0.00	0.00	0.00	0.00	0.00	0.00	0.00	0.00	0.00	0.00	0.00	0.00	0.00	0.00
GRAND TOTAL		31,620,000.00	595,205.00	32,215,205.00	31,620,000.00	595,205.00	32,215,205.00	7,340,994.42	8,930,036.46	0.00	0.00	16,271,030.88	7,340,994.42	8,930,036.46	0.00	0.00	16,271,030.88	0.00	15,944,174.12	0.00	0.00	
PS		27,314,000.00	595,205.00	27,909,205.00	27,314,000.00	595,205.00	27,909,205.00	6,509,828.92	7,716,417.21	0.00	0.00	14,226,246.13	6,509,828.92	7,716,417.21	0.00	0.00	14,226,246.13	0.00	13,682,958.87	0.00	0.00	
MOOE		4,306,000.00	0.00	4,306,000.00	4,306,000.00	0.00	4,306,000.00	831,165.50	1,213,619.25	0.00	0.00	2,044,784.75	831,165.50	1,213,619.25	0.00	0.00	2,044,784.75	0.00	2,261,215.25	0.00	0.00	
Recapitulation by OO:																						
I. Agency Specific Budget		29,309,000.00	595,205.00	29,904,205.00	29,309,000.00	595,205.00	29,904,205.00	6,753,000.66	8,350,659.02	0.00	0.00	15,103,659.68	6,753,000.66	8,350,659.02	0.00	0.00	15,103,659.68	0.00	14,800,545.32	0.00	0.00	
TECHNICAL EDUCATION AND SKILLS DEVELOPMENT PROGRAM		29,309,000.00	595,205.00	29,904,205.00	29,309,000.00	595,205.00	29,904,205.00	6,753,000.66	8,350,659.02	0.00	0.00	15,103,659.68	6,753,000.66	8,350,659.02	0.00	0.00	15,103,659.68	0.00	14,800,545.32	0.00	0.00	

Certified Correct:

 TORIO JONATHAN CALAGUI
 Accountant
 Date: 2022-07-13 08:38:31

Recommending Approval:

 DOMINGO JUANITO GACANES
 Budget Officer
 D 2022-07-13 at 08:56:00

Approved By:

 UBIÑA RENATO DOMINGO
 Agency Head
 Date: 2022-07-13 09:04:52

STATEMENT OF APPROPRIATIONS, ALLOTMENTS, OBLIGATIONS, DISBURSEMENTS AND BALANCES


As at the Quarter Ending June 30, 2022


Department: Department of Trade and Industry (DTI)
 Agency: Technical Education and Skills Development Authority
 Operating Unit: Aparri School of Arts and Trades
 Organization Code (UACS) : 22 009 1600007
 Fund Cluster: 01 Regular Agency Fund

	Current Year Appropriations
	Supplemental Appropriations
X	Continuing Appropriations

(e.g. UACS Fund Cluster: 01-Regular Agency Fund, 02-Foreign Assisted Projects Fund, 03-Special Account-Locally Funded/Domestic Grants Fund, and 04-Special Account-Foreign Assisted/Foreign Grants Fund)

Particulars	UACS CODE	Appropriations		Allotments		Current Year Obligations			Current Year Disbursements				Balances				
		Authorized Appropriations	Adjustments (Transfer To/From, Reallocations)	Adjusted Appropriations	Allotments Received	Adjusted Total Allotments	1st Quarter Ending March 31	2nd Quarter Ending June 30	TOTAL	1st Quarter Ending March 31	2nd Quarter Ending June 30	4th Quarter Ending Dec. 31	TOTAL	Unreleased Appro	Unobligated Allotments	Unpaid Obligations	
																Due and Demandable	Not Yet Due and Demandable
1	2	3	4	5=(3+4)	6	10=[(6+(-)7)-8+9]	11	12	15=(11+12+13+14)	16	17	19	20=(16+17+18+19)	21=(5-10)	22=(10-15)	23	24
I. Continuing Appropriations		237,992.05	0.00	237,992.05	236,844.00	236,844.00	236,844.00	1,148.05	237,992.05	200,990.00	35,400.00	0.00	236,390.00	1,148.05	(1,148.05)	0.00	1,602.05
I. Agency Specific Budget		237,992.05	0.00	237,992.05	236,844.00	236,844.00	236,844.00	1,148.05	237,992.05	200,990.00	35,400.00	0.00	236,390.00	1,148.05	(1,148.05)	0.00	1,602.05
Operations	3000000000000000	237,992.05	0.00	237,992.05	236,844.00	236,844.00	236,844.00	1,148.05	237,992.05	200,990.00	35,400.00	0.00	236,390.00	1,148.05	(1,148.05)	0.00	1,602.05
OO : Employability increased and/or enhanced		237,992.05	0.00	237,992.05	236,844.00	236,844.00	236,844.00	1,148.05	237,992.05	200,990.00	35,400.00	0.00	236,390.00	1,148.05	(1,148.05)	0.00	1,602.05
TECHNICAL EDUCATION AND SKILLS DEVELOPMENT PROGRAM		237,992.05	0.00	237,992.05	236,844.00	236,844.00	236,844.00	1,148.05	237,992.05	200,990.00	35,400.00	0.00	236,390.00	1,148.05	(1,148.05)	0.00	1,602.05
Promotion, Development and Implementation of Quality Technical Education and Skills Development Programs	310300100001000	237,992.05	0.00	237,992.05	236,844.00	236,844.00	236,844.00	1,148.05	237,992.05	200,990.00	35,400.00	0.00	236,390.00	1,148.05	(1,148.05)	0.00	1,602.05
MOOE		1,148.05	0.00	1,148.05	0.00	0.00	0.00	1,148.05	1,148.05	0.00	0.00	0.00	0.00	1,148.05	(1,148.05)	0.00	1,148.05
CO		236,844.00	0.00	236,844.00	236,844.00	236,844.00	236,844.00	0.00	236,844.00	200,990.00	35,400.00	0.00	236,390.00	0.00	0.00	0.00	454.00
Sub-Total, Operations		237,992.05	0.00	237,992.05	236,844.00	236,844.00	236,844.00	1,148.05	237,992.05	200,990.00	35,400.00	0.00	236,390.00	1,148.05	(1,148.05)	0.00	1,602.05
PS		0.00	0.00	0.00	0.00	0.00	0.00	0.00	0.00	0.00	0.00	0.00	0.00	0.00	0.00	0.00	0.00
MOOE		1,148.05	0.00	1,148.05	0.00	0.00	0.00	1,148.05	1,148.05	0.00	0.00	0.00	0.00	1,148.05	(1,148.05)	0.00	1,148.05
FinEx (if Applicable)		0.00	0.00	0.00	0.00	0.00	0.00	0.00	0.00	0.00	0.00	0.00	0.00	0.00	0.00	0.00	0.00
CO		236,844.00	0.00	236,844.00	236,844.00	236,844.00	236,844.00	0.00	236,844.00	200,990.00	35,400.00	0.00	236,390.00	0.00	0.00	0.00	454.00
GRAND TOTAL		237,992.05	0.00	237,992.05	236,844.00	236,844.00	236,844.00	1,148.05	237,992.05	200,990.00	35,400.00	0.00	236,390.00	1,148.05	(1,148.05)	0.00	1,602.05
PS		0.00	0.00	0.00	0.00	0.00	0.00	0.00	0.00	0.00	0.00	0.00	0.00	0.00	0.00	0.00	0.00
MOOE		1,148.05	0.00	1,148.05	0.00	0.00	0.00	1,148.05	1,148.05	0.00	0.00	0.00	0.00	1,148.05	(1,148.05)	0.00	1,148.05
FinEx (if Applicable)		0.00	0.00	0.00	0.00	0.00	0.00	0.00	0.00	0.00	0.00	0.00	0.00	0.00	0.00	0.00	0.00
CO		236,844.00	0.00	236,844.00	236,844.00	236,844.00	236,844.00	0.00	236,844.00	200,990.00	35,400.00	0.00	236,390.00	0.00	0.00	0.00	454.00

Certified Correct:

 JONATHAN C. TORIO
 Accountant
 Date:

Recommending Approval:

 JUANITO G. DOMINGO
 Budget Officer

Approved By:

 RENATA D. UBINA, PhD.
 Agency Head