

SUMMARY OF APPROPRIATIONS, ALLOTMENTS, OBLIGATIONS, DISBURSEMENTS AND BALANCES BY OBJECT OF EXPENDITURES


As at the Quarter Ending December 31, 2021

Department: Department of Trade and Industry (DTI)
 Agency/Entity: Technical Education and Skills Development Authority
 Operating Unit: Aparri School of Arts and Trades
 Organization Code (UACS) : 22 009 1600007

	Current Year
	Appropriations Supplemental
X	Appropriations Continuing
	Appropriations


Fund Cluster: 01 Regular Agency Fund
 (e.g. UACS Fund Cluster: 01-Regular Agency Fund, 02-Foreign Assisted Projects Fund, 03-Special Account-Locally Funded/Domestic Grants Fund, and 04-Special Account-Foreign Assisted/Foreign Grants Fund)


Particulars	UACS CODE	Appropriations			Allotments			Obligations					Disbursements				Balances							
		Authorized Appropriations	Adjustments (Transfer To/From)	Adjusted Appropriations	Allotments Received	Adjustments (Reductions)	Transfer To	Transfer From	Adjusted Allotments	1st Quarter Ending March	2nd Quarter Ending June 30	3rd Quarter Ending Sept. 30	4th Quarter Ending Dec. 31	TOTAL	1st Quarter Ending March 31	2nd Quarter Ending June 30	3rd Quarter Ending Sept. 30	4th Quarter Ending Dec. 31	TOTAL	Unreleased Appropriations	Unobligated Allotments	Unpaid Obligations (15-20)=(23+24)		
										11	12	13	14	15=(11+12+13+14)	16	17	18	19	20=(16+17+18+19)			21=(5-10)	22=(10-15)	23
SUMMARY		962,685.95	0.00	962,685.95	0.00	0.00	0.00	962,685.95	962,685.95	0.00	156,815.55	0.00	805,870.40	962,685.95	0.00	156,815.55	0.00	805,870.40	962,685.95	0.00	0.00	0.00	0.00	0.00
I. CONTINUING APPROPRIATIONS		962,685.95	0.00	962,685.95	0.00	0.00	0.00	962,685.95	962,685.95	0.00	156,815.55	0.00	805,870.40	962,685.95	0.00	156,815.55	0.00	805,870.40	962,685.95	0.00	0.00	0.00	0.00	0.00
I. Agency Specific Budget		962,685.95	0.00	962,685.95	0.00	0.00	0.00	962,685.95	962,685.95	0.00	156,815.55	0.00	805,870.40	962,685.95	0.00	156,815.55	0.00	805,870.40	962,685.95	0.00	0.00	0.00	0.00	0.00
Personnel Services		962,685.95	0.00	962,685.95	0.00	0.00	0.00	962,685.95	962,685.95	0.00	156,815.55	0.00	805,870.40	962,685.95	0.00	156,815.55	0.00	805,870.40	962,685.95	0.00	0.00	0.00	0.00	0.00
Other Personnel Benefits	5010400000	962,685.95	0.00	962,685.95	0.00	0.00	0.00	962,685.95	962,685.95	0.00	156,815.55	0.00	805,870.40	962,685.95	0.00	156,815.55	0.00	805,870.40	962,685.95	0.00	0.00	0.00	0.00	0.00
Terminal Leave Benefits	5010403000	156,815.55	0.00	156,815.55	0.00	0.00	0.00	156,815.55	156,815.55	0.00	156,815.55	0.00	0.00	156,815.55	0.00	156,815.55	0.00	0.00	156,815.55	0.00	0.00	0.00	0.00	0.00
Terminal Leave Benefits - Civilian	5010403001	156,815.55	0.00	156,815.55	0.00	0.00	0.00	156,815.55	156,815.55	0.00	156,815.55	0.00	0.00	156,815.55	0.00	156,815.55	0.00	0.00	156,815.55	0.00	0.00	0.00	0.00	0.00
Other Personnel Benefits	5010499000	805,870.40	0.00	805,870.40	0.00	0.00	0.00	805,870.40	805,870.40	0.00	0.00	0.00	805,870.40	805,870.40	0.00	0.00	0.00	805,870.40	805,870.40	0.00	0.00	0.00	0.00	0.00
Lump-sum for Filling of Positions - Civilian	5010499007	805,870.40	0.00	805,870.40	0.00	0.00	0.00	805,870.40	805,870.40	0.00	0.00	0.00	805,870.40	805,870.40	0.00	0.00	0.00	805,870.40	805,870.40	0.00	0.00	0.00	0.00	0.00
GRAND TOTAL		962,685.95	0.00	962,685.95	0.00	0.00	0.00	962,685.95	962,685.95	0.00	156,815.55	0.00	805,870.40	962,685.95	0.00	156,815.55	0.00	805,870.40	962,685.95	0.00	0.00	0.00	0.00	0.00

Certified Correct:

 TORIO, JONATHAN CALAGUI
 Accountant I

Certified C

 Date:

Recommending

 DOMINGO, JUANITO GACANES
 Budget Officer
 Date:

Approved By

 UBINA, RENATO DOMINGO, PhD
 Vocational School Administrator III
 Date:

SUMMARY OF APPROPRIATIONS, ALLOTMENTS, OBLIGATIONS, DISBURSEMENTS AND BALANCES BY OBJECT OF EXPENDITURES

As at the Quarter Ending December 31, 2021

Department : Department of Trade and Industry (DTI)
 Agency : Technical Education and Skills Development Authority
 Operating Unit : Aparri School of Arts and Trades
 Organization Code (UACS) : 22 009 1600007
 Fund Cluster : 01 Regular Agency Fund

X	Current Year Appropriations
	Supplemental Appropriations
	Continuing Appropriations

(e.g. UACS Fund Cluster: 01-Regular Agency Fund, 02-Foreign Assisted Projects Fund, 03-Special Account-Locally Funded/Domestic Grants Fund, and 04-Special Account-Foreign Assisted/Foreign Grants Fund)

Particulars	UACS CODE	Appropriations			Allotments					Obligations					Disbursements					Balances			
		Authorized Appropriations	Adjustments (Transfer To/From, Modifications)	Adjusted Appropriations	Allotments Received	Adjustments (Reductions, Modifications)	Transfer To	Transfer From	Adjusted Allotments	1st Quarter Ending March 31	2nd Quarter Ending June 30	3rd Quarter Ending Sept. 30	4th Quarter Ending Dec. 31	TOTAL	1st Quarter Ending March 31	2nd Quarter Ending June 30	3rd Quarter Ending Sept. 30	4th Quarter Ending Dec. 31	TOTAL	Unreleased Appropriations	Unobligated Allotments	Unpaid Obligations (15-20)=(23+24)	
		3	4	5=(3+4)	6	7	8	9	10=[(6+(-)7)-8+9]	11	12	13	14	15=(11+12+13+14)	16	17	18	19	20=(16+17+18+19)	21=(5-10)	22=(10-15)	23	24
SUMMARY		30,551,000.00	364,048.90	30,915,048.90	30,551,000.00	0.00	0.00	364,048.90	30,915,048.90	6,259,525.74	8,910,428.40	7,775,528.80	7,685,333.14	30,630,816.08	6,259,525.74	8,910,428.40	7,775,528.80	7,545,228.14	30,490,711.08	0.00	284,232.82	0.00	140,105.00
A. AGENCY SPECIFIC BUDGET		28,326,000.00	334,584.14	28,660,584.14	28,326,000.00	0.00	0.00	334,584.14	28,660,584.14	5,696,304.06	8,356,845.24	7,221,303.74	7,108,495.48	28,382,948.52	5,696,304.06	8,356,845.24	7,221,303.74	6,968,390.48	28,242,843.52	0.00	277,635.62	0.00	140,105.00
Personnel Services		24,020,000.00	1,148,986.14	25,168,986.14	24,020,000.00	1,078,826.00	0.00	70,160.14	25,168,986.14	5,122,346.84	6,927,991.00	6,164,240.56	6,914,764.37	25,129,342.57	5,122,346.84	6,927,991.00	6,164,240.56	6,914,764.37	25,129,342.57	0.00	39,643.57	0.00	0.00
Salaries and Wages	5010100000	18,545,000.00	(577,557.41)	17,967,442.59	18,545,000.00	(577,557.41)	0.00	0.00	17,967,442.59	4,693,513.00	4,614,377.18	5,656,652.20	2,963,256.64	17,927,799.02	4,693,513.00	4,614,377.18	5,656,652.20	2,963,256.64	17,927,799.02	0.00	39,643.57	0.00	0.00
Salaries and Wages - Regular	5010101000	18,545,000.00	(577,557.41)	17,967,442.59	18,545,000.00	(577,557.41)	0.00	0.00	17,967,442.59	4,693,513.00	4,614,377.18	5,656,652.20	2,963,256.64	17,927,799.02	4,693,513.00	4,614,377.18	5,656,652.20	2,963,256.64	17,927,799.02	0.00	39,643.57	0.00	0.00
Basic Salary - Civilian	5010101001	18,545,000.00	(577,557.41)	17,967,442.59	18,545,000.00	(577,557.41)	0.00	0.00	17,967,442.59	4,693,513.00	4,614,377.18	5,656,652.20	2,963,256.64	17,927,799.02	4,693,513.00	4,614,377.18	5,656,652.20	2,963,256.64	17,927,799.02	0.00	39,643.57	0.00	0.00
Other Compensation	5010200000	5,090,000.00	1,139,335.37	6,229,335.37	5,090,000.00	1,139,335.37	0.00	0.00	6,229,335.37	326,165.91	2,146,806.00	381,359.00	3,375,004.46	6,229,335.37	326,165.91	2,146,806.00	381,359.00	3,375,004.46	6,229,335.37	0.00	0.00	0.00	0.00
Personal Economic Relief Allowance (PERA)	5010201000	1,128,000.00	39,236.37	1,167,236.37	1,128,000.00	39,236.37	0.00	0.00	1,167,236.37	293,090.91	288,000.00	348,000.00	238,145.46	1,167,236.37	293,090.91	288,000.00	348,000.00	238,145.46	1,167,236.37	0.00	0.00	0.00	0.00
PERA - Civilian	5010201001	1,128,000.00	39,236.37	1,167,236.37	1,128,000.00	39,236.37	0.00	0.00	1,167,236.37	293,090.91	288,000.00	348,000.00	238,145.46	1,167,236.37	293,090.91	288,000.00	348,000.00	238,145.46	1,167,236.37	0.00	0.00	0.00	0.00
Representation Allowance (RA)	5010202000	60,000.00	0.00	60,000.00	60,000.00	0.00	0.00	0.00	60,000.00	15,000.00	15,000.00	15,000.00	15,000.00	60,000.00	15,000.00	15,000.00	15,000.00	15,000.00	60,000.00	0.00	0.00	0.00	0.00
Transportation Allowance (TA)	5010203000	60,000.00	0.00	60,000.00	60,000.00	0.00	0.00	0.00	60,000.00	15,000.00	15,000.00	15,000.00	15,000.00	60,000.00	15,000.00	15,000.00	15,000.00	15,000.00	60,000.00	0.00	0.00	0.00	0.00
Transportation Allowance (TA)	5010203001	60,000.00	0.00	60,000.00	60,000.00	0.00	0.00	0.00	60,000.00	15,000.00	15,000.00	15,000.00	15,000.00	60,000.00	15,000.00	15,000.00	15,000.00	15,000.00	60,000.00	0.00	0.00	0.00	0.00
Clothing/Uniform Allowance	5010204000	282,000.00	6,000.00	288,000.00	282,000.00	6,000.00	0.00	0.00	288,000.00	0.00	288,000.00	0.00	0.00	288,000.00	0.00	288,000.00	0.00	0.00	288,000.00	0.00	0.00	0.00	0.00
Clothing/Uniform Allowance - Civilian	5010204001	282,000.00	6,000.00	288,000.00	282,000.00	6,000.00	0.00	0.00	288,000.00	0.00	288,000.00	0.00	0.00	288,000.00	0.00	288,000.00	0.00	0.00	288,000.00	0.00	0.00	0.00	0.00
Hazard Pay (HP)	5010211000	0.00	12,300.00	12,300.00	0.00	12,300.00	0.00	0.00	12,300.00	3,075.00	3,075.00	3,075.00	3,075.00	12,300.00	3,075.00	3,075.00	3,075.00	3,075.00	12,300.00	0.00	0.00	0.00	0.00
HP - Magna Carta Benefits for Public Health Workers under R.A. 7305	5010211005	0.00	12,300.00	12,300.00	0.00	12,300.00	0.00	0.00	12,300.00	3,075.00	3,075.00	3,075.00	3,075.00	12,300.00	3,075.00	3,075.00	3,075.00	3,075.00	12,300.00	0.00	0.00	0.00	0.00
Year End Bonus	5010214000	1,545,000.00	2,958.00	1,547,958.00	1,545,000.00	2,958.00	0.00	0.00	1,547,958.00	0.00	0.00	0.00	1,547,958.00	1,547,958.00	0.00	0.00	0.00	1,547,958.00	1,547,958.00	0.00	0.00	0.00	0.00
Bonus - Civilian	5010214001	1,545,000.00	2,958.00	1,547,958.00	1,545,000.00	2,958.00	0.00	0.00	1,547,958.00	0.00	0.00	0.00	1,547,958.00	1,547,958.00	0.00	0.00	0.00	1,547,958.00	1,547,958.00	0.00	0.00	0.00	0.00
Cash Gift	5010215000	235,000.00	2,000.00	237,000.00	235,000.00	2,000.00	0.00	0.00	237,000.00	0.00	0.00	0.00	237,000.00	237,000.00	0.00	0.00	0.00	237,000.00	237,000.00	0.00	0.00	0.00	0.00
Cash Gift - Civilian	5010215001	235,000.00	2,000.00	237,000.00	235,000.00	2,000.00	0.00	0.00	237,000.00	0.00	0.00	0.00	237,000.00	237,000.00	0.00	0.00	0.00	237,000.00	237,000.00	0.00	0.00	0.00	0.00
Mid-Year Bonus - Civilian	5010216000	1,545,000.00	(6,985.00)	1,538,015.00	1,545,000.00	(6,985.00)	0.00	0.00	1,538,015.00	0.00	1,537,731.00	284.00	0.00	1,538,015.00	0.00	1,537,731.00	284.00	0.00	1,538,015.00	0.00	0.00	0.00	0.00
Mid-Year Bonus - Civilian	5010216001	1,545,000.00	(6,985.00)	1,538,015.00	1,545,000.00	(6,985.00)	0.00	0.00	1,538,015.00	0.00	1,537,731.00	284.00	0.00	1,538,015.00	0.00	1,537,731.00	284.00	0.00	1,538,015.00	0.00	0.00	0.00	0.00
Other Bonuses and Allowances	5010299000	235,000.00	1,083,826.00	1,318,826.00	235,000.00	1,083,826.00	0.00	0.00	1,318,826.00	0.00	0.00	0.00	1,318,826.00	1,318,826.00	0.00	0.00	0.00	1,318,826.00	1,318,826.00	0.00	0.00	0.00	0.00
Collective Negotiation Agreement Incentive - Civilian	5010299011	0.00	1,078,826.00	1,078,826.00	0.00	1,078,826.00	0.00	0.00	1,078,826.00	0.00	0.00	0.00	1,078,826.00	1,078,826.00	0.00	0.00	0.00	1,078,826.00	1,078,826.00	0.00	0.00	0.00	0.00
Productivity Enhancement Incentive - Civilian	5010299012	235,000.00	5,000.00	240,000.00	235,000.00	5,000.00	0.00	0.00	240,000.00	0.00	0.00	0.00	240,000.00	240,000.00	0.00	0.00	0.00	240,000.00	240,000.00	0.00	0.00	0.00	0.00
Personnel Benefit Contributions	5010300000	339,000.00	51,848.29	390,848.29	339,000.00	51,848.29	0.00	0.00	390,848.29	98,467.98	96,647.68	96,229.36	99,503.27	390,848.29	98,467.98	96,647.68	96,229.36	99,503.27	390,848.29	0.00	0.00	0.00	0.00
Pag-IBIG Contributions	5010302000	56,000.00	2,500.00	58,500.00	56,000.00	2,500.00	0.00	0.00	58,500.00	14,700.00	14,400.00	14,300.00	15,100.00	58,500.00	14,700.00	14,400.00	14,300.00	15,100.00	58,500.00	0.00	0.00	0.00	0.00
Pag-IBIG - Civilian	5010302001	56,000.00	2,500.00	58,500.00	56,000.00	2,500.00	0.00	0.00	58,500.00	14,700.00	14,400.00	14,300.00	15,100.00	58,500.00	14,700.00	14,400.00	14,300.00	15,100.00	58,500.00	0.00	0.00	0.00	0.00
PhilHealth Contributions	5010303000	227,000.00	47,548.29	274,548.29	227,000.00	47,548.29	0.00	0.00	274,548.29	69,067.98	67,847.68	67,529.36	70,103.27	274,548.29	69,067.98	67,847.68	67,529.36	70,103.27	274,548.29	0.00	0.00	0.00	0.00
PhilHealth - Civilian	5010303001	227,000.00	47,548.29	274,548.29	227,000.00	47,548.29	0.00	0.00	274,548.29	69,067.98	67,847.68	67,529.36	70,103.27	274,548.29	69,067.98	67,847.68	67,529.36	70,103.27	274,548.29	0.00	0.00	0.00	0.00
Employees Compensation Insurance Premiums (ECIP)	5010304000	56,000.00	1,800.00	57,800.00	56,000.00	1,800.00	0.00	0.00	57,800.00	14,700.00	14,400.00	14,400.00	14,300.00	57,800.00	14,700.00	14,400.00	14,400.00	14,300.00	57,800.00	0.00	0.00	0.00	0.00
ECIP - Civilian	5010304001	56,000.00	1,800.00	57,800.00	56,000.00	1,800.00	0.00	0.00	57,800.00	14,700.00	14,400.00	14,400.00	14,300.00	57,800.00	14,700.00	14,400.00	14,400.00	14,300.00	57,800.00	0.00	0.00	0.00	0.00
Other Personnel Benefits	5010400000	46,000.00	535,359.89	581,359.89	46,000.00	465,199.75	0.00	70,160.14	581,359.89	4,199.75	70,160.14	30,000.00	477,000.00	581,359.89	4,199.75	70,160.14	30,000.00	477,000.00	581,359.89	0.00	0.00	0.00	0.00

</

General Services	502120000	0.00	136,766.63	136,766.63	0.00	136,766.63	0.00	0.00	136,766.63	54,115.18	0.00	85,669.99	(3,018.54)	136,766.63	54,115.18	0.00	85,669.99	(3,018.54)	136,766.63	0.00	0.00	0.00	0.00
Other General Services	502129900	0.00	136,766.63	136,766.63	0.00	136,766.63	0.00	0.00	136,766.63	54,115.18	0.00	85,669.99	(3,018.54)	136,766.63	54,115.18	0.00	85,669.99	(3,018.54)	136,766.63	0.00	0.00	0.00	0.00
Other General Services	502129909	0.00	136,766.63	136,766.63	0.00	136,766.63	0.00	0.00	136,766.63	54,115.18	0.00	85,669.99	(3,018.54)	136,766.63	54,115.18	0.00	85,669.99	(3,018.54)	136,766.63	0.00	0.00	0.00	0.00
Repairs and Maintenance	502130000	700,000.00	410,355.30	1,110,355.30	700,000.00	410,355.30	0.00	0.00	1,110,355.30	38,530.00	613,981.10	416,852.20	40,992.00	1,110,355.30	38,530.00	613,981.10	416,852.20	6,797.00	1,076,160.30	0.00	0.00	0.00	34,195.00
Repairs and Maintenance - Buildings and Other Structures	502130400	700,000.00	382,643.30	1,082,643.30	700,000.00	382,643.30	0.00	0.00	1,082,643.30	32,430.00	594,769.10	416,852.20	38,592.00	1,082,643.30	32,430.00	594,769.10	416,852.20	4,397.00	1,048,448.30	0.00	0.00	0.00	34,195.00
Buildings	502130401	700,000.00	382,643.30	1,082,643.30	700,000.00	382,643.30	0.00	0.00	1,082,643.30	32,430.00	594,769.10	416,852.20	38,592.00	1,082,643.30	32,430.00	594,769.10	416,852.20	4,397.00	1,048,448.30	0.00	0.00	0.00	34,195.00
Repairs and Maintenance - Machinery and Equipment	502130500	0.00	2,950.00	2,950.00	0.00	2,950.00	0.00	0.00	2,950.00	2,950.00	0.00	0.00	0.00	2,950.00	2,950.00	0.00	0.00	0.00	2,950.00	0.00	0.00	0.00	0.00
Information and Communication Technology Equipment	502130503	0.00	2,950.00	2,950.00	0.00	2,950.00	0.00	0.00	2,950.00	2,950.00	0.00	0.00	0.00	2,950.00	2,950.00	0.00	0.00	0.00	2,950.00	0.00	0.00	0.00	0.00
Repairs and Maintenance - Transportation Equipment	502130600	0.00	24,762.00	24,762.00	0.00	24,762.00	0.00	0.00	24,762.00	3,150.00	19,212.00	0.00	2,400.00	24,762.00	3,150.00	19,212.00	0.00	2,400.00	24,762.00	0.00	0.00	0.00	0.00
Motor Vehicles	502130601	0.00	24,762.00	24,762.00	0.00	24,762.00	0.00	0.00	24,762.00	3,150.00	19,212.00	0.00	2,400.00	24,762.00	3,150.00	19,212.00	0.00	2,400.00	24,762.00	0.00	0.00	0.00	0.00
Taxes, Insurance Premiums and Other Fees	502150000	70,000.00	(43,990.00)	26,010.00	70,000.00	(43,990.00)	0.00	0.00	26,010.00	0.00	0.00	26,010.00	0.00	26,010.00	0.00	0.00	26,010.00	0.00	26,010.00	0.00	0.00	0.00	0.00
Fidelity Bond Premiums	502150200	50,000.00	(23,990.00)	26,010.00	50,000.00	(23,990.00)	0.00	0.00	26,010.00	0.00	0.00	26,010.00	0.00	26,010.00	0.00	0.00	26,010.00	0.00	26,010.00	0.00	0.00	0.00	0.00
Insurance Expenses	502150300	20,000.00	(20,000.00)	0.00	20,000.00	(20,000.00)	0.00	0.00	0.00	0.00	0.00	0.00	0.00	0.00	0.00	0.00	0.00	0.00	0.00	0.00	0.00	0.00	0.00
Other Maintenance and Operating Expenses	502990000	15,000.00	269,271.00	284,271.00	15,000.00	269,271.00	0.00	0.00	284,271.00	118,534.00	14,876.00	134,455.00	16,406.00	284,271.00	118,534.00	14,876.00	134,455.00	16,406.00	284,271.00	0.00	0.00	0.00	0.00
Advertising Expenses	502990100	10,000.00	(10,000.00)	0.00	10,000.00	(10,000.00)	0.00	0.00	0.00	0.00	0.00	0.00	0.00	0.00	0.00	0.00	0.00	0.00	0.00	0.00	0.00	0.00	0.00
Printing and Publication Expenses	502990200	5,000.00	2,471.00	7,471.00	5,000.00	2,471.00	0.00	0.00	7,471.00	0.00	0.00	7,471.00	0.00	7,471.00	0.00	0.00	7,471.00	0.00	7,471.00	0.00	0.00	0.00	0.00
Representation Expenses	502990300	0.00	28,673.00	28,673.00	0.00	28,673.00	0.00	0.00	28,673.00	6,499.00	3,068.00	8,400.00	10,706.00	28,673.00	6,499.00	3,068.00	8,400.00	10,706.00	28,673.00	0.00	0.00	0.00	0.00
Other Maintenance and Operating Expenses	502999900	0.00	248,127.00	248,127.00	0.00	248,127.00	0.00	0.00	248,127.00	112,035.00	11,808.00	118,584.00	5,700.00	248,127.00	112,035.00	11,808.00	118,584.00	5,700.00	248,127.00	0.00	0.00	0.00	0.00
Capital Outlays		0.00	236,844.00	236,844.00	0.00	0.00	0.00	236,844.00	236,844.00	0.00	0.00	0.00	0.00	0.00	0.00	0.00	0.00	0.00	0.00	0.00	236,844.00	0.00	0.00
Property, Plant and Equipment Outlay	506040000	0.00	236,844.00	236,844.00	0.00	0.00	0.00	236,844.00	236,844.00	0.00	0.00	0.00	0.00	0.00	0.00	0.00	0.00	0.00	0.00	0.00	236,844.00	0.00	0.00
Machinery and Equipment Outlay	506040500	0.00	236,844.00	236,844.00	0.00	0.00	0.00	236,844.00	236,844.00	0.00	0.00	0.00	0.00	0.00	0.00	0.00	0.00	0.00	0.00	0.00	236,844.00	0.00	0.00
Information and Communication Technology Equipment	506040503	0.00	236,844.00	236,844.00	0.00	0.00	0.00	236,844.00	236,844.00	0.00	0.00	0.00	0.00	0.00	0.00	0.00	0.00	0.00	0.00	0.00	236,844.00	0.00	0.00
B. AUTOMATIC APPROPRIATIONS		2,225,000.00	29,464.76	2,254,464.76	2,225,000.00	0.00	0.00	29,464.76	2,254,464.76	563,221.68	553,583.16	554,225.06	576,837.66	2,247,867.56	563,221.68	553,583.16	554,225.06	576,837.66	2,247,867.56	0.00	6,597.20	0.00	0.00
Retirement and Life Insurance Premiums		2,225,000.00	29,464.76	2,254,464.76	2,225,000.00	0.00	0.00	29,464.76	2,254,464.76	563,221.68	553,583.16	554,225.06	576,837.66	2,247,867.56	563,221.68	553,583.16	554,225.06	576,837.66	2,247,867.56	0.00	6,597.20	0.00	0.00
GRAND TOTAL		30,551,000.00	364,048.90	30,915,048.90	30,551,000.00	0.00	0.00	364,048.90	30,915,048.90	6,259,525.74	8,910,428.40	7,775,528.80	7,685,333.14	30,630,816.08	6,259,525.74	8,910,428.40	7,775,528.80	7,545,228.14	30,490,711.08	0.00	284,232.82	0.00	140,105.00

This report was generated using the Unified Reporting System on 24/02/2022 14:27 version.FAR1A.2.5 ; Status : SUBMITTED

Certified Correct:

TORIO JONATHAN CAALAGUI

Accountant

Date: 2022-02-24
13:27:13

Certified Correct:

Date:

Recommending Approval:

DOMINGO JUANITO GACANES

Budget Officer

Date: 2022-02-24
13:39:07

Approved By:

UBINA RENATO DOMINGO

Agency Head

Date: 2022-02-24
13:41:34