

STATEMENT OF APPROPRIATIONS, ALLOTMENTS, OBLIGATIONS, DISBURSEMENTS AND BALANCES

As at the Quarter Ending September 30, 2020

Department : Department of Trade and Industry (DTI)  
 Agency/Entity : Technical Education and Skills Development Authority  
 Operating Unit : Aparri School of Arts and Trades  
 Organization Code : 22 009 1600007  
 Fund Cluster : 01 Regular Agency Fund

X

(e.g. UACS Fund Cluster: 01-Regular Agency Fund, 02-Foreign Assisted Projects Fund, 03-Special Account-Locally Funded/Domestic Grants Fund, and 04-Special Account-Foreign Assisted/Foreign Grants Fund)

Particulars	UACS CODE	Appropriations			Allotments			Current Year Obligations					Current Year Disbursements					Balances			
		Authorized Appropriations	Adjustments (Transfer)	Adjusted Appropriations	Allotments Received	Adjustments (Reductions)	Adjusted Total Allotments	1st Quarter Ending	2nd Quarter Ending	3rd Quarter Ending	4th Quarter Ending	TOTAL	1st Quarter Ending	2nd Quarter Ending	3rd Quarter Ending	4th Quarter Ending	TOTAL	Unreleased	Unobligated Allotments	Due and	Unpaid Not Yet
1	2	3	4	5=(3+4)	6	7	8=([6+(-7)]-8+9)	11	12	13	14	15=(11+12+13+14)	16	17	18	19	20=(16+17+18+19)	21	22	23	24
I. Agency Specific Budget		24,749,000.00	36,000.00	24,785,000.00	24,749,000.00	0.00	24,785,000.00	5,224,530.92	8,741,081.92	5,175,798.73	0.00	19,141,411.57	5,224,530.92	8,741,081.92	5,175,798.73	0.00	19,141,411.57	0.00	5,643,588.43	0.00	0.00
Operations	300000000000	24,749,000.00	36,000.00	24,785,000.00	24,749,000.00	0.00	24,785,000.00	5,224,530.92	8,741,081.92	5,175,798.73	0.00	19,141,411.57	5,224,530.92	8,741,081.92	5,175,798.73	0.00	19,141,411.57	0.00	5,643,588.43	0.00	0.00
OO- Employability increased and/or		24,749,000.00	36,000.00	24,785,000.00	24,749,000.00	0.00	24,785,000.00	5,224,530.92	8,741,081.92	5,175,798.73	0.00	19,141,411.57	5,224,530.92	8,741,081.92	5,175,798.73	0.00	19,141,411.57	0.00	5,643,588.43	0.00	0.00
TECHNICAL EDUCATION AND SKILLS		24,749,000.00	36,000.00	24,785,000.00	24,749,000.00	0.00	24,785,000.00	5,224,530.92	8,741,081.92	5,175,798.73	0.00	19,141,411.57	5,224,530.92	8,741,081.92	5,175,798.73	0.00	19,141,411.57	0.00	5,643,588.43	0.00	0.00
Promotion, Development and	310300100001	24,749,000.00	36,000.00	24,785,000.00	24,749,000.00	0.00	24,785,000.00	5,224,530.92	8,741,081.92	5,175,798.73	0.00	19,141,411.57	5,224,530.92	8,741,081.92	5,175,798.73	0.00	19,141,411.57	0.00	5,643,588.43	0.00	0.00
PS		22,673,000.00	0.00	22,673,000.00	22,673,000.00	0.00	22,673,000.00	4,831,707.69	8,430,276.24	4,366,432.34	0.00	17,628,416.27	4,831,707.69	8,430,276.24	4,366,432.34	0.00	17,628,416.27	0.00	5,044,583.73	0.00	0.00
MOOE		2,076,000.00	36,000.00	2,112,000.00	2,076,000.00	0.00	2,112,000.00	392,823.23	310,805.68	809,366.39	0.00	1,512,995.30	392,823.23	310,805.68	809,366.39	0.00	1,512,995.30	0.00	599,004.70	0.00	0.00
Sub-Total, Operations		24,749,000.00	36,000.00	24,785,000.00	24,749,000.00	0.00	24,785,000.00	5,224,530.92	8,741,081.92	5,175,798.73	0.00	19,141,411.57	5,224,530.92	8,741,081.92	5,175,798.73	0.00	19,141,411.57	0.00	5,643,588.43	0.00	0.00
PS		22,673,000.00	0.00	22,673,000.00	22,673,000.00	0.00	22,673,000.00	4,831,707.69	8,430,276.24	4,366,432.34	0.00	17,628,416.27	4,831,707.69	8,430,276.24	4,366,432.34	0.00	17,628,416.27	0.00	5,044,583.73	0.00	0.00
MOOE		2,076,000.00	36,000.00	2,112,000.00	2,076,000.00	0.00	2,112,000.00	392,823.23	310,805.68	809,366.39	0.00	1,512,995.30	392,823.23	310,805.68	809,366.39	0.00	1,512,995.30	0.00	599,004.70	0.00	0.00
FinEx (if Applicable)		0.00	0.00	0.00	0.00	0.00	0.00	0.00	0.00	0.00	0.00	0.00	0.00	0.00	0.00	0.00	0.00	0.00	0.00	0.00	0.00
CO		0.00	0.00	0.00	0.00	0.00	0.00	0.00	0.00	0.00	0.00	0.00	0.00	0.00	0.00	0.00	0.00	0.00	0.00	0.00	0.00
Sub-Total, I. Agency Specific Budget		24,749,000.00	36,000.00	24,785,000.00	24,749,000.00	0.00	24,785,000.00	5,224,530.92	8,741,081.92	5,175,798.73	0.00	19,141,411.57	5,224,530.92	8,741,081.92	5,175,798.73	0.00	19,141,411.57	0.00	5,643,588.43	0.00	0.00
PS		22,673,000.00	0.00	22,673,000.00	22,673,000.00	0.00	22,673,000.00	4,831,707.69	8,430,276.24	4,366,432.34	0.00	17,628,416.27	4,831,707.69	8,430,276.24	4,366,432.34	0.00	17,628,416.27	0.00	5,044,583.73	0.00	0.00
MOOE		2,076,000.00	36,000.00	2,112,000.00	2,076,000.00	0.00	2,112,000.00	392,823.23	310,805.68	809,366.39	0.00	1,512,995.30	392,823.23	310,805.68	809,366.39	0.00	1,512,995.30	0.00	599,004.70	0.00	0.00
FinEx (if Applicable)		0.00	0.00	0.00	0.00	0.00	0.00	0.00	0.00	0.00	0.00	0.00	0.00	0.00	0.00	0.00	0.00	0.00	0.00	0.00	0.00
CO		0.00	0.00	0.00	0.00	0.00	0.00	0.00	0.00	0.00	0.00	0.00	0.00	0.00	0.00	0.00	0.00	0.00	0.00	0.00	0.00
II. Automatic Appropriations		2,079,000.00	(1,515,953.00)	563,047.00	2,129,000.00	(1,565,953.00)	563,047.00	516,854.70	13,659.17	23,630.14	0.00	554,144.01	516,854.70	13,659.17	23,630.14	0.00	554,144.01	0.00	8,902.99	0.00	0.00
specific purposes for various Government		2,079,000.00	(1,515,953.00)	563,047.00	2,129,000.00	(1,565,953.00)	563,047.00	516,854.70	13,659.17	23,630.14	0.00	554,144.01	516,854.70	13,659.17	23,630.14	0.00	554,144.01	0.00	8,902.99	0.00	0.00
Retirement and Life Insurance Premiums		2,079,000.00	(1,515,953.00)	563,047.00	2,129,000.00	(1,565,953.00)	563,047.00	516,854.70	13,659.17	23,630.14	0.00	554,144.01	516,854.70	13,659.17	23,630.14	0.00	554,144.01	0.00	8,902.99	0.00	0.00
PS		2,079,000.00	(1,515,953.00)	563,047.00	2,129,000.00	(1,565,953.00)	563,047.00	516,854.70	13,659.17	23,630.14	0.00	554,144.01	516,854.70	13,659.17	23,630.14	0.00	554,144.01	0.00	8,902.99	0.00	0.00
Sub-Total II. Automatic Appropriations		2,079,000.00	(1,515,953.00)	563,047.00	2,129,000.00	(1,565,953.00)	563,047.00	516,854.70	13,659.17	23,630.14	0.00	554,144.01	516,854.70	13,659.17	23,630.14	0.00	554,144.01	0.00	8,902.99	0.00	0.00
PS		2,079,000.00	(1,515,953.00)	563,047.00	2,129,000.00	(1,565,953.00)	563,047.00	516,854.70	13,659.17	23,630.14	0.00	554,144.01	516,854.70	13,659.17	23,630.14	0.00	554,144.01	0.00	8,902.99	0.00	0.00
MOOE		0.00	0.00	0.00	0.00	0.00	0.00	0.00	0.00	0.00	0.00	0.00	0.00	0.00	0.00	0.00	0.00	0.00	0.00	0.00	0.00
FinEx		0.00	0.00	0.00	0.00	0.00	0.00	0.00	0.00	0.00	0.00	0.00	0.00	0.00	0.00	0.00	0.00	0.00	0.00	0.00	0.00
CO		0.00	0.00	0.00	0.00	0.00	0.00	0.00	0.00	0.00	0.00	0.00	0.00	0.00	0.00	0.00	0.00	0.00	0.00	0.00	0.00

This report was generated using the Unified Reporting System on 27/10/2020 14:13 version.FAR1.1.5 ; Status : SUBMITTED


Department : Department of Trade and Industry (DTI)  
 Agency/Entity : Technical Education and Skills Development Authority  
 Operating Unit : Aparri School of Arts and Trades  
 Organization Code : 22 009 1600007  
 Fund Cluster : 01 Regular Agency Fund


X	Current Year
	Supplemental
	Continuing

(e.g. UACS Fund Cluster: 01-Regular Agency Fund, 02-Foreign Assisted Projects Fund, 03-Special Account-Locally Funded/Domestic Grants Fund, and 04-Special Account-Foreign Assisted/Foreign Grants Fund)


Particulars	UACS CODE	Appropriations			Allotments			Current Year Obligations					Current Year Disbursements					Balances			
		Authorized Appropriations	Adjustments (Transfer)	Adjusted Appropriations	Allotments Received	Adjustments (Reductions)	Adjusted Total Allotments	1st Quarter Ending	2nd Quarter Ending	3rd Quarter Ending	4th Quarter Ending	TOTAL	1st Quarter Ending	2nd Quarter Ending	3rd Quarter Ending	4th Quarter Ending	TOTAL	Unreleased	Unobligated Allotments	Due and	Unpaid Not Yet
1	2	3	4	5=(3+4)	6	7	8=([6+(-7)]-8+9)	11	12	13	14	15=(11+12+13+14)	16	17	18	19	20=(16+17+18+19)	21	22	23	24
III. Special Purpose Fund		0.00	1,969,000.00	1,969,000.00	0.00	1,969,000.00	1,969,000.00	0.00	0.00	0.00	0.00	0.00	0.00	0.00	0.00	0.00	0.00	0.00	1,969,000.00	0.00	0.00
Miscellaneous Personnel Benefits Fund		0.00	1,969,000.00	1,969,000.00	0.00	1,969,000.00	1,969,000.00	0.00	0.00	0.00	0.00	0.00	0.00	0.00	0.00	0.00	0.00	0.00	1,969,000.00	0.00	0.00
PS		0.00	1,969,000.00	1,969,000.00	0.00	1,969,000.00	1,969,000.00	0.00	0.00	0.00	0.00	0.00	0.00	0.00	0.00	0.00	0.00	0.00	1,969,000.00	0.00	0.00
Sub-Total III. Special Purpose Fund		0.00	1,969,000.00	1,969,000.00	0.00	1,969,000.00	1,969,000.00	0.00	0.00	0.00	0.00	0.00	0.00	0.00	0.00	0.00	0.00	0.00	1,969,000.00	0.00	0.00
PS		0.00	1,969,000.00	1,969,000.00	0.00	1,969,000.00	1,969,000.00	0.00	0.00	0.00	0.00	0.00	0.00	0.00	0.00	0.00	0.00	0.00	1,969,000.00	0.00	0.00
MOOE		0.00	0.00	0.00	0.00	0.00	0.00	0.00	0.00	0.00	0.00	0.00	0.00	0.00	0.00	0.00	0.00	0.00	0.00	0.00	0.00
FinEx		0.00	0.00	0.00	0.00	0.00	0.00	0.00	0.00	0.00	0.00	0.00	0.00	0.00	0.00	0.00	0.00	0.00	0.00	0.00	0.00
CO		0.00	0.00	0.00	0.00	0.00	0.00	0.00	0.00	0.00	0.00	0.00	0.00	0.00	0.00	0.00	0.00	0.00	0.00	0.00	0.00
GRAND TOTAL		26,828,000.00	489,047.00	27,317,047.00	26,878,000.00	403,047.00	27,317,047.00	5,741,385.62	8,754,741.09	5,199,428.87	0.00	19,695,555.58	5,741,385.62	8,754,741.09	5,199,428.87	0.00	19,695,555.58	0.00	7,021,491.42	0.00	0.00
PS		24,752,000.00	453,047.00	25,205,047.00	24,802,000.00	403,047.00	25,205,047.00	5,348,562.39	8,443,935.41	4,390,062.48	0.00	18,182,560.28	5,348,562.39	8,443,935.41	4,390,062.48	0.00	18,182,560.28	0.00	7,022,486.72	0.00	0.00

	2,076,000.00	36,000.00	2,112,000.00	2,076,000.00	0.00	2,112,000.00	392,823.23	310,805.68	809,366.39	0.00	1,512,995.30	392,823.23	310,805.68	809,366.39	0.00	1,512,995.30	0.00	599,004.70	0.00	0.00
Recapitulation by CO:																				
I. Agency Specific Budget	24,749,000.00	36,000.00	24,785,000.00	24,749,000.00	0.00	24,785,000.00	5,224,530.92	8,741,081.92	5,175,798.73	0.00	19,141,411.57	5,224,530.92	8,741,081.92	5,175,798.73	0.00	19,141,411.57	0.00	5,643,588.43	0.00	0.00
TECHNICAL EDUCATION AND SKILLS DEVELOPMENT PROGRAM	24,749,000.00	36,000.00	24,785,000.00	24,749,000.00	0.00	24,785,000.00	5,224,530.92	8,741,081.92	5,175,798.73	0.00	19,141,411.57	5,224,530.92	8,741,081.92	5,175,798.73	0.00	19,141,411.57	0.00	5,643,588.43	0.00	0.00

**Certified Correct:**  
  
**ERICK Q. MALICAD**  
 Accountant I  
 Date:

**Certified Correct:**  
  
**JUANITO G. DOMINGO**  
 AO IV/Budget Officer  
 Date:

**Recommending Approval:**  
 \_\_\_\_\_  
 Date:

**Approved By:**  
  
**RENATO D. UBINA, Ph.D.**  
 Vocational School Administrator III  
 Date:

STATEMENT OF APPROPRIATIONS, ALLOTMENTS, OBLIGATIONS, DISBURSEMENTS AND BALANCES

As at the Quarter Ending June 30, 2020

Department : Department of Trade and Industry (DTI)  
 Agency/Entity : Technical Education and Skills Development Authority  
 Operating Unit : Aparri School of Arts and Trades  
 Organization Code : 22 009 1600007  
 Fund Cluster : 01 Regular Agency Fund

X

(e.g. UACS Fund Cluster: 01-Regular Agency Fund, 02-Foreign Assisted Projects Fund, 03-Special Account-Locally Funded/Domestic Grants Fund, and 04-Special Account-Foreign Assisted/Foreign Grants Fund)

Particulars	UACS CODE	Appropriations		Allotments		Adjusted Total Allotments	Current Year Obligations				Current Year Disbursements					Balances					
		Authorized Appropriations	Adjustments (Transfer)	Adjusted Appropriations	Allotments Received		Adjustments (Reductions)	1st Quarter Ending	2nd Quarter Ending	3rd Quarter Ending	4th Quarter Ending	TOTAL	1st Quarter Ending	2nd Quarter Ending	3rd Quarter Ending	4th Quarter Ending	TOTAL	Unreleased	Unobligated Allotments	Due and	Unpaid Not Yet
1	2	3	4	5=(3+4)	6	7	10=[(6+(-7)-8)+9]	11	12	13	14	15=(11+12+13+14)	16	17	18	19	20=(16+17+18+19)	21	22	23	24
I. Agency Specific Budget		24,749,000.00	36,000.00	24,785,000.00	24,749,000.00	0.00	24,785,000.00	5,224,530.92	8,741,081.92	5,177,927.45	0.00	19,143,540.29	5,224,530.92	8,741,081.92	5,177,927.45	0.00	19,143,540.29	0.00	5,641,459.71	0.00	0.00
Operations	30000000000	24,749,000.00	36,000.00	24,785,000.00	24,749,000.00	0.00	24,785,000.00	5,224,530.92	8,741,081.92	5,177,927.45	0.00	19,143,540.29	5,224,530.92	8,741,081.92	5,177,927.45	0.00	19,143,540.29	0.00	5,641,459.71	0.00	0.00
OO : Employability increased and/or		24,749,000.00	36,000.00	24,785,000.00	24,749,000.00	0.00	24,785,000.00	5,224,530.92	8,741,081.92	5,177,927.45	0.00	19,143,540.29	5,224,530.92	8,741,081.92	5,177,927.45	0.00	19,143,540.29	0.00	5,641,459.71	0.00	0.00
TECHNICAL EDUCATION AND SKILLS		24,749,000.00	36,000.00	24,785,000.00	24,749,000.00	0.00	24,785,000.00	5,224,530.92	8,741,081.92	5,177,927.45	0.00	19,143,540.29	5,224,530.92	8,741,081.92	5,177,927.45	0.00	19,143,540.29	0.00	5,641,459.71	0.00	0.00
Promotion, Development and	310300100001	24,749,000.00	36,000.00	24,785,000.00	24,749,000.00	0.00	24,785,000.00	5,224,530.92	8,741,081.92	5,177,927.45	0.00	19,143,540.29	5,224,530.92	8,741,081.92	5,177,927.45	0.00	19,143,540.29	0.00	5,641,459.71	0.00	0.00
PS		22,673,000.00	0.00	22,673,000.00	22,673,000.00	0.00	22,673,000.00	4,831,707.69	8,430,276.24	4,374,007.56	0.00	17,635,991.49	4,831,707.69	8,430,276.24	4,374,007.56	0.00	17,635,991.49	0.00	5,037,008.51	0.00	0.00
MOOE		2,076,000.00	36,000.00	2,112,000.00	2,076,000.00	0.00	2,112,000.00	392,823.23	310,805.68	803,919.89	0.00	1,507,548.80	392,823.23	310,805.68	803,919.89	0.00	1,507,548.80	0.00	604,451.20	0.00	0.00
Sub-Total, Operations		24,749,000.00	36,000.00	24,785,000.00	24,749,000.00	0.00	24,785,000.00	5,224,530.92	8,741,081.92	5,177,927.45	0.00	19,143,540.29	5,224,530.92	8,741,081.92	5,177,927.45	0.00	19,143,540.29	0.00	5,641,459.71	0.00	0.00
PS		22,673,000.00	0.00	22,673,000.00	22,673,000.00	0.00	22,673,000.00	4,831,707.69	8,430,276.24	4,374,007.56	0.00	17,635,991.49	4,831,707.69	8,430,276.24	4,374,007.56	0.00	17,635,991.49	0.00	5,037,008.51	0.00	0.00
MOOE		2,076,000.00	36,000.00	2,112,000.00	2,076,000.00	0.00	2,112,000.00	392,823.23	310,805.68	803,919.89	0.00	1,507,548.80	392,823.23	310,805.68	803,919.89	0.00	1,507,548.80	0.00	604,451.20	0.00	0.00
FinEx (if Applicable)		0.00	0.00	0.00	0.00	0.00	0.00	0.00	0.00	0.00	0.00	0.00	0.00	0.00	0.00	0.00	0.00	0.00	0.00	0.00	0.00
CO		0.00	0.00	0.00	0.00	0.00	0.00	0.00	0.00	0.00	0.00	0.00	0.00	0.00	0.00	0.00	0.00	0.00	0.00	0.00	0.00
Sub-Total, I. Agency Specific Budget		24,749,000.00	36,000.00	24,785,000.00	24,749,000.00	0.00	24,785,000.00	5,224,530.92	8,741,081.92	5,177,927.45	0.00	19,143,540.29	5,224,530.92	8,741,081.92	5,177,927.45	0.00	19,143,540.29	0.00	5,641,459.71	0.00	0.00
PS		22,673,000.00	0.00	22,673,000.00	22,673,000.00	0.00	22,673,000.00	4,831,707.69	8,430,276.24	4,374,007.56	0.00	17,635,991.49	4,831,707.69	8,430,276.24	4,374,007.56	0.00	17,635,991.49	0.00	5,037,008.51	0.00	0.00
MOOE		2,076,000.00	36,000.00	2,112,000.00	2,076,000.00	0.00	2,112,000.00	392,823.23	310,805.68	803,919.89	0.00	1,507,548.80	392,823.23	310,805.68	803,919.89	0.00	1,507,548.80	0.00	604,451.20	0.00	0.00
FinEx (if Applicable)		0.00	0.00	0.00	0.00	0.00	0.00	0.00	0.00	0.00	0.00	0.00	0.00	0.00	0.00	0.00	0.00	0.00	0.00	0.00	0.00
CO		0.00	0.00	0.00	0.00	0.00	0.00	0.00	0.00	0.00	0.00	0.00	0.00	0.00	0.00	0.00	0.00	0.00	0.00	0.00	0.00
II. Automatic Appropriations		2,079,000.00	(1,515,953.00)	563,047.00	2,129,000.00	(1,565,953.00)	563,047.00	516,854.70	13,659.17	16,054.92	0.00	546,568.79	516,854.70	13,659.17	16,054.92	0.00	546,568.79	0.00	16,478.21	0.00	0.00
specific savings or reinvest Government Accounts		2,079,000.00	(1,515,953.00)	563,047.00	2,129,000.00	(1,565,953.00)	563,047.00	516,854.70	13,659.17	16,054.92	0.00	546,568.79	516,854.70	13,659.17	16,054.92	0.00	546,568.79	0.00	16,478.21	0.00	0.00
Retirement and Life Insurance Premiums		2,079,000.00	(1,515,953.00)	563,047.00	2,129,000.00	(1,565,953.00)	563,047.00	516,854.70	13,659.17	16,054.92	0.00	546,568.79	516,854.70	13,659.17	16,054.92	0.00	546,568.79	0.00	16,478.21	0.00	0.00
PS		2,079,000.00	(1,515,953.00)	563,047.00	2,129,000.00	(1,565,953.00)	563,047.00	516,854.70	13,659.17	16,054.92	0.00	546,568.79	516,854.70	13,659.17	16,054.92	0.00	546,568.79	0.00	16,478.21	0.00	0.00
Sub-total II. Automatic Appropriations		2,079,000.00	(1,515,953.00)	563,047.00	2,129,000.00	(1,565,953.00)	563,047.00	516,854.70	13,659.17	16,054.92	0.00	546,568.79	516,854.70	13,659.17	16,054.92	0.00	546,568.79	0.00	16,478.21	0.00	0.00
PS		2,079,000.00	(1,515,953.00)	563,047.00	2,129,000.00	(1,565,953.00)	563,047.00	516,854.70	13,659.17	16,054.92	0.00	546,568.79	516,854.70	13,659.17	16,054.92	0.00	546,568.79	0.00	16,478.21	0.00	0.00
MOOE		0.00	0.00	0.00	0.00	0.00	0.00	0.00	0.00	0.00	0.00	0.00	0.00	0.00	0.00	0.00	0.00	0.00	0.00	0.00	0.00
FinEx		0.00	0.00	0.00	0.00	0.00	0.00	0.00	0.00	0.00	0.00	0.00	0.00	0.00	0.00	0.00	0.00	0.00	0.00	0.00	0.00
CO		0.00	0.00	0.00	0.00	0.00	0.00	0.00	0.00	0.00	0.00	0.00	0.00	0.00	0.00	0.00	0.00	0.00	0.00	0.00	0.00

This report was generated using the Unified Reporting System on 15/10/2020 09:30 version.FAR.1.1.5 ; Status : SUBMITTED

Department : Department of Trade and Industry (DTI)  
 Agency/Entity : Technical Education and Skills Development Authority  
 Operating Unit : Aparri School of Arts and Trades  
 Organization Code : 22 009 1600007  
 Fund Cluster : 01 Regular Agency Fund

X	Current Year
	Supplemental
	Continuing

(e.g. UACS Fund Cluster: 01-Regular Agency Fund, 02-Foreign Assisted Projects Fund, 03-Special Account-Locally Funded/Domestic Grants Fund, and 04-Special Account-Foreign Assisted/Foreign Grants Fund)

Particulars	UACS CODE	Appropriations		Allotments		Adjusted Total Allotments	Current Year Obligations				Current Year Disbursements					Balances					
		Authorized Appropriations	Adjustments (Transfer)	Adjusted Appropriations	Allotments Received		Adjustments (Reductions)	1st Quarter Ending	2nd Quarter Ending	3rd Quarter Ending	4th Quarter Ending	TOTAL	1st Quarter Ending	2nd Quarter Ending	3rd Quarter Ending	4th Quarter Ending	TOTAL	Unreleased	Unobligated Allotments	Due and	Unpaid Not Yet
1	2	3	4	5=(3+4)	6	7	10=[(6+(-7)-8)+9]	11	12	13	14	15=(11+12+13+14)	16	17	18	19	20=(16+17+18+19)	21	22	23	24
III. Special Purpose Fund		0.00	1,969,000.00	1,969,000.00	0.00	1,969,000.00	1,969,000.00	0.00	0.00	0.00	0.00	0.00	0.00	0.00	0.00	0.00	0.00	0.00	1,969,000.00	0.00	0.00
Miscellaneous Personnel Benefits Fund		0.00	1,969,000.00	1,969,000.00	0.00	1,969,000.00	1,969,000.00	0.00	0.00	0.00	0.00	0.00	0.00	0.00	0.00	0.00	0.00	0.00	1,969,000.00	0.00	0.00
PS		0.00	1,969,000.00	1,969,000.00	0.00	1,969,000.00	1,969,000.00	0.00	0.00	0.00	0.00	0.00	0.00	0.00	0.00	0.00	0.00	0.00	1,969,000.00	0.00	0.00
Sub-Total III. Special Purpose Fund		0.00	1,969,000.00	1,969,000.00	0.00	1,969,000.00	1,969,000.00	0.00	0.00	0.00	0.00	0.00	0.00	0.00	0.00	0.00	0.00	0.00	1,969,000.00	0.00	0.00
PS		0.00	1,969,000.00	1,969,000.00	0.00	1,969,000.00	1,969,000.00	0.00	0.00	0.00	0.00	0.00	0.00	0.00	0.00	0.00	0.00	0.00	1,969,000.00	0.00	0.00
MOOE		0.00	0.00	0.00	0.00	0.00	0.00	0.00	0.00	0.00	0.00	0.00	0.00	0.00	0.00	0.00	0.00	0.00	0.00	0.00	0.00
FinEx		0.00	0.00	0.00	0.00	0.00	0.00	0.00	0.00	0.00	0.00	0.00	0.00	0.00	0.00	0.00	0.00	0.00	0.00	0.00	0.00
CO		0.00	0.00	0.00	0.00	0.00	0.00	0.00	0.00	0.00	0.00	0.00	0.00	0.00	0.00	0.00	0.00	0.00	0.00	0.00	0.00
GRAND TOTAL		26,828,000.00	489,047.00	27,317,047.00	26,878,000.00	403,047.00	27,317,047.00	5,741,385.62	8,754,741.09	5,193,982.37	0.00	19,690,109.08	5,741,385.62	8,754,741.09	5,193,982.37	0.00	19,690,109.08	0.00	7,626,937.92	0.00	0.00
PS		24,752,000.00	453,047.00	25,205,047.00	24,802,000.00	403,047.00	25,205,047.00	5,348,562.30	8,443,935.41	4,390,062.48	0.00	18,182,560.28	5,348,562.30	8,443,935.41	4,390,062.48	0.00	18,182,560.28	0.00	7,022,486.72	0.00	0.00

