

STATEMENT OF APPROPRIATIONS, ALLOTMENTS, OBLIGATIONS, DISBURSEMENTS AND BALANCES

As at the Quarter Ending March 31, 2022

Department : Department of Trade and Industry (DTI)  
 Agency/Entity : Technical Education and Skills Development Authority  
 Operating Unit : Aparri School of Arts and Trades  
 Organization Code (UACS) : 22 009 1600007  
 Fund Cluster : 01 Regular Agency Fund  
 (e.g. UACS Fund Cluster: 01-Regular Agency Fund, 02-Foreign Assisted Projects Fund, 03-Special Account-Locally Funded/Domestic Grants Fund, and 04-Special Account-Foreign Assisted/Foreign Grants Fund)

X	Current Year Appropriations Supplemental Appropriations Continuing Appropriations

Particulars	UACS CODE	Appropriations			Allotments					Current Year Obligations					Current Year Disbursements					Balances			
		Authorized Appropriations	Adjustments (Transfer To/From, Modifications/Augmentations)	Adjusted Appropriations	Allotments Received	Adjustments (Reductions, Modifications/Augmentations)	Transfer To	Transfer From	Adjusted Total Allotments	1st Quarter Ending March 31	2nd Quarter Ending June 30	3rd Quarter Ending Sept. 30	4th Quarter Ending Dec. 31	TOTAL	1st Quarter Ending March 31	2nd Quarter Ending June 30	3rd Quarter Ending Sept. 30	4th Quarter Ending	TOTAL	Unreleased Appro	Unobligated Allotments	Obligations (1st Quarter Demandable)	Unpaid Due and Demand
1	2	3	4	5=(3+4)	6	7	8	9	10=[(6+(-)7)-8+9]	11	12	13	14	15=(11+12+13+14)	16	17	18	19	20=(16+17+18+19)	21	22	23	24
I. Agency Specific Budget		29,309,000.00	0.00	29,309,000.00	29,309,000.00	0.00	0.00	0.00	29,309,000.00	6,753,000.66	0.00	0.00	0.00	6,753,000.66	6,753,000.66	0.00	0.00	0.00	6,753,000.66	0.00	22,555,999.34	0.00	0.00
Operations	3000000000000000	29,309,000.00	0.00	29,309,000.00	29,309,000.00	0.00	0.00	0.00	29,309,000.00	6,753,000.66	0.00	0.00	0.00	6,753,000.66	6,753,000.66	0.00	0.00	0.00	6,753,000.66	0.00	22,555,999.34	0.00	0.00
OO : Employability increased and/or enhanced		29,309,000.00	0.00	29,309,000.00	29,309,000.00	0.00	0.00	0.00	29,309,000.00	6,753,000.66	0.00	0.00	0.00	6,753,000.66	6,753,000.66	0.00	0.00	0.00	6,753,000.66	0.00	22,555,999.34	0.00	0.00
TECHNICAL EDUCATION AND SKILLS DEVELOPMENT PROGRAM		29,309,000.00	0.00	29,309,000.00	29,309,000.00	0.00	0.00	0.00	29,309,000.00	6,753,000.66	0.00	0.00	0.00	6,753,000.66	6,753,000.66	0.00	0.00	0.00	6,753,000.66	0.00	22,555,999.34	0.00	0.00
Promotion, Development and Implementation of Quality Technical Education and Skills Development Programs	310300100001000	29,309,000.00	0.00	29,309,000.00	29,309,000.00	0.00	0.00	0.00	29,309,000.00	6,753,000.66	0.00	0.00	0.00	6,753,000.66	6,753,000.66	0.00	0.00	0.00	6,753,000.66	0.00	22,555,999.34	0.00	0.00
PS		25,003,000.00	0.00	25,003,000.00	25,003,000.00	0.00	0.00	0.00	25,003,000.00	5,921,835.16	0.00	0.00	0.00	5,921,835.16	5,921,835.16	0.00	0.00	0.00	5,921,835.16	0.00	19,081,164.84	0.00	0.00
MOOE		4,306,000.00	0.00	4,306,000.00	4,306,000.00	0.00	0.00	0.00	4,306,000.00	831,165.50	0.00	0.00	0.00	831,165.50	831,165.50	0.00	0.00	0.00	831,165.50	0.00	3,474,834.50	0.00	0.00
Sub-Total, Operations		29,309,000.00	0.00	29,309,000.00	29,309,000.00	0.00	0.00	0.00	29,309,000.00	6,753,000.66	0.00	0.00	0.00	6,753,000.66	6,753,000.66	0.00	0.00	0.00	6,753,000.66	0.00	22,555,999.34	0.00	0.00
PS		25,003,000.00	0.00	25,003,000.00	25,003,000.00	0.00	0.00	0.00	25,003,000.00	5,921,835.16	0.00	0.00	0.00	5,921,835.16	5,921,835.16	0.00	0.00	0.00	5,921,835.16	0.00	19,081,164.84	0.00	0.00
MOOE		4,306,000.00	0.00	4,306,000.00	4,306,000.00	0.00	0.00	0.00	4,306,000.00	831,165.50	0.00	0.00	0.00	831,165.50	831,165.50	0.00	0.00	0.00	831,165.50	0.00	3,474,834.50	0.00	0.00
FinEx (if Applicable)		0.00	0.00	0.00	0.00	0.00	0.00	0.00	0.00	0.00	0.00	0.00	0.00	0.00	0.00	0.00	0.00	0.00	0.00	0.00	0.00	0.00	0.00
CO		0.00	0.00	0.00	0.00	0.00	0.00	0.00	0.00	0.00	0.00	0.00	0.00	0.00	0.00	0.00	0.00	0.00	0.00	0.00	0.00	0.00	0.00
Sub-Total, I. Agency Specific Budget		29,309,000.00	0.00	29,309,000.00	29,309,000.00	0.00	0.00	0.00	29,309,000.00	6,753,000.66	0.00	0.00	0.00	6,753,000.66	6,753,000.66	0.00	0.00	0.00	6,753,000.66	0.00	22,555,999.34	0.00	0.00
PS		25,003,000.00	0.00	25,003,000.00	25,003,000.00	0.00	0.00	0.00	25,003,000.00	5,921,835.16	0.00	0.00	0.00	5,921,835.16	5,921,835.16	0.00	0.00	0.00	5,921,835.16	0.00	19,081,164.84	0.00	0.00
MOOE		4,306,000.00	0.00	4,306,000.00	4,306,000.00	0.00	0.00	0.00	4,306,000.00	831,165.50	0.00	0.00	0.00	831,165.50	831,165.50	0.00	0.00	0.00	831,165.50	0.00	3,474,834.50	0.00	0.00
FinEx (if Applicable)		0.00	0.00	0.00	0.00	0.00	0.00	0.00	0.00	0.00	0.00	0.00	0.00	0.00	0.00	0.00	0.00	0.00	0.00	0.00	0.00	0.00	0.00
CO		0.00	0.00	0.00	0.00	0.00	0.00	0.00	0.00	0.00	0.00	0.00	0.00	0.00	0.00	0.00	0.00	0.00	0.00	0.00	0.00	0.00	0.00
II. Automatic Appropriations		2,311,000.00	0.00	2,311,000.00	2,311,000.00	0.00	0.00	0.00	2,311,000.00	587,993.76	0.00	0.00	0.00	587,993.76	587,993.76	0.00	0.00	0.00	587,993.76	0.00	1,723,006.24	0.00	0.00
Specific Budgets of National Government Agencies		2,311,000.00	0.00	2,311,000.00	2,311,000.00	0.00	0.00	0.00	2,311,000.00	587,993.76	0.00	0.00	0.00	587,993.76	587,993.76	0.00	0.00	0.00	587,993.76	0.00	1,723,006.24	0.00	0.00
Retirement and Life Insurance Premiums		2,311,000.00	0.00	2,311,000.00	2,311,000.00	0.00	0.00	0.00	2,311,000.00	587,993.76	0.00	0.00	0.00	587,993.76	587,993.76	0.00	0.00	0.00	587,993.76	0.00	1,723,006.24	0.00	0.00
PS		2,311,000.00	0.00	2,311,000.00	2,311,000.00	0.00	0.00	0.00	2,311,000.00	587,993.76	0.00	0.00	0.00	587,993.76	587,993.76	0.00	0.00	0.00	587,993.76	0.00	1,723,006.24	0.00	0.00
Sub-total II. Automatic Appropriations		2,311,000.00	0.00	2,311,000.00	2,311,000.00	0.00	0.00	0.00	2,311,000.00	587,993.76	0.00	0.00	0.00	587,993.76	587,993.76	0.00	0.00	0.00	587,993.76	0.00	1,723,006.24	0.00	0.00
PS		2,311,000.00	0.00	2,311,000.00	2,311,000.00	0.00	0.00	0.00	2,311,000.00	587,993.76	0.00	0.00	0.00	587,993.76	587,993.76	0.00	0.00	0.00	587,993.76	0.00	1,723,006.24	0.00	0.00
MOOE		0.00	0.00	0.00	0.00	0.00	0.00	0.00	0.00	0.00	0.00	0.00	0.00	0.00	0.00	0.00	0.00	0.00	0.00	0.00	0.00	0.00	0.00
FinEx		0.00	0.00	0.00	0.00	0.00	0.00	0.00	0.00	0.00	0.00	0.00	0.00	0.00	0.00	0.00	0.00	0.00	0.00	0.00	0.00	0.00	0.00
CO		0.00	0.00	0.00	0.00	0.00	0.00	0.00	0.00	0.00	0.00	0.00	0.00	0.00	0.00	0.00	0.00	0.00	0.00	0.00	0.00	0.00	0.00

This report was generated using the Unified Reporting System on 20/04/2022 10:52 version.FAR1.2.5 ; Status : SUBMITTED

Department : Department of Trade and Industry (DTI)  
 Agency/Entity : Technical Education and Skills Development Authority  
 Operating Unit : Aparri School of Arts and Trades

X	Current Year Appropriations Supplemental Appropriations


Organization Code (UACS) : 22 009 1600007

Continuing Appropriations


Fund Cluster : 01 Regular Agency Fund

(e.g. UACS Fund Cluster: 01-Regular Agency Fund, 02-Foreign Assisted Projects Fund, 03-Special Account-Locally Funded/Domestic Grants Fund, and 04-Special Account-Foreign Assisted/Foreign Grants Fund)

Particulars	UACS CODE	Appropriations			Allotments				Current Year Obligations					Current Year Disbursements				Balances					
		Authorized Appropriations	Adjustments (Transfer To/From, Modifications/Augmentations)	Adjusted Appropriations	Allotments Received	Adjustments (Reductions, Modifications/Augmentations)	Transfer To	Transfer From	Adjusted Total Allotments	1st Quarter Ending March 31	2nd Quarter Ending June 30	3rd Quarter Ending Sept. 30	4th Quarter Ending Dec. 31	TOTAL	1st Quarter Ending March 31	2nd Quarter Ending June 30	3rd Quarter Ending Sept. 30	4th Quarter Ending	TOTAL	Unreleased Appro	Unobligated Allotments	Unpaid Obligations (1.5.20) Due and Demandable	Unpaid Obligations (2.3.24) Due and Demandable
1	2	3	4	5=(3+4)	6	7	8	9	10=[(6+(-)7)-8+9]	11	12	13	14	15=(11+12+13+14)	16	17	18	19	20=(16+17+18+19)	21	22	23	24
III. Special Purpose Fund		0.00	595,205.00	595,205.00	0.00	595,205.00	0.00	0.00	595,205.00	0.00	0.00	0.00	0.00	0.00	0.00	0.00	0.00	0.00	0.00	0.00	595,205.00	0.00	0.00
Pension and Gratuity Fund		0.00	595,205.00	595,205.00	0.00	595,205.00	0.00	0.00	595,205.00	0.00	0.00	0.00	0.00	0.00	0.00	0.00	0.00	0.00	0.00	0.00	595,205.00	0.00	0.00
PS		0.00	595,205.00	595,205.00	0.00	595,205.00	0.00	0.00	595,205.00	0.00	0.00	0.00	0.00	0.00	0.00	0.00	0.00	0.00	0.00	0.00	595,205.00	0.00	0.00
Sub-Total III. Special Purpose Fund		0.00	595,205.00	595,205.00	0.00	595,205.00	0.00	0.00	595,205.00	0.00	0.00	0.00	0.00	0.00	0.00	0.00	0.00	0.00	0.00	0.00	595,205.00	0.00	0.00
PS		0.00	595,205.00	595,205.00	0.00	595,205.00	0.00	0.00	595,205.00	0.00	0.00	0.00	0.00	0.00	0.00	0.00	0.00	0.00	0.00	0.00	595,205.00	0.00	0.00
MOOE		0.00	0.00	0.00	0.00	0.00	0.00	0.00	0.00	0.00	0.00	0.00	0.00	0.00	0.00	0.00	0.00	0.00	0.00	0.00	0.00	0.00	0.00
FinEx		0.00	0.00	0.00	0.00	0.00	0.00	0.00	0.00	0.00	0.00	0.00	0.00	0.00	0.00	0.00	0.00	0.00	0.00	0.00	0.00	0.00	0.00
CO		0.00	0.00	0.00	0.00	0.00	0.00	0.00	0.00	0.00	0.00	0.00	0.00	0.00	0.00	0.00	0.00	0.00	0.00	0.00	0.00	0.00	0.00
IV. Reversion of the Unobligated Allotments charged against R.A. Nos. 11465 and 11494		0.00	0.00	0.00	0.00	0.00	0.00	0.00	0.00	0.00	0.00	0.00	0.00	0.00	0.00	0.00	0.00	0.00	0.00	0.00	0.00	0.00	0.00
GRAND TOTAL		31,620,000.00	595,205.00	32,215,205.00	31,620,000.00	595,205.00	0.00	0.00	32,215,205.00	7,340,994.42	0.00	0.00	0.00	7,340,994.42	7,340,994.42	0.00	0.00	0.00	7,340,994.42	0.00	24,874,210.58	0.00	0.00
PS		27,314,000.00	595,205.00	27,909,205.00	27,314,000.00	595,205.00	0.00	0.00	27,909,205.00	6,509,828.92	0.00	0.00	0.00	6,509,828.92	6,509,828.92	0.00	0.00	0.00	6,509,828.92	0.00	21,399,376.08	0.00	0.00
MOOE		4,306,000.00	0.00	4,306,000.00	4,306,000.00	0.00	0.00	0.00	4,306,000.00	831,165.50	0.00	0.00	0.00	831,165.50	831,165.50	0.00	0.00	0.00	831,165.50	0.00	3,474,834.50	0.00	0.00
Recapitulation by OO:																							
I. Agency Specific Budget		29,309,000.00	595,205.00	29,904,205.00	29,309,000.00	595,205.00	0.00	0.00	29,904,205.00	6,753,000.66	0.00	0.00	0.00	6,753,000.66	6,753,000.66	0.00	0.00	0.00	6,753,000.66	0.00	23,151,204.34	0.00	0.00
TECHNICAL EDUCATION AND SKILLS DEVELOPMENT PROGRAM		29,309,000.00	595,205.00	29,904,205.00	29,309,000.00	595,205.00	0.00	0.00	29,904,205.00	6,753,000.66	0.00	0.00	0.00	6,753,000.66	6,753,000.66	0.00	0.00	0.00	6,753,000.66	0.00	23,151,204.34	0.00	0.00

Certified Correct:  
  
 JONATHAN C. TORIO  
 Accountant

Recommending Approval By:  
  
 JUANITO G. DOMINGO  
 Budget Officer

Approved By:  
  
 RENATO B. UBINA, PhD.  
 Agency Head

Date:

Date:


**STATEMENT OF APPROPRIATIONS, ALLOTMENTS, OBLIGATIONS, DISBURSEMENTS AND BALANCES**  
**As at the Quarter Ending March 31, 2022**

**Department:** Department of Trade and Industry (DTI)  
**Agency:** Technical Education and Skills Development Authority  
**Operating Unit:** Aparri School of Arts and Trades  
**Organization Code (UACS) :** 22 009 1600007  
**Fund Cluster:** 01 Regular Agency Fund


	Current Year Appropriations
	Supplemental Appropriations
X	Continuing Appropriations

(e.g. UACS Fund Cluster: 01-Regular Agency Fund, 02-Foreign Assisted Projects Fund, 03-Special Account-Locally Funded/Domestic Grants Fund, and 04-Special Account-Foreign Assisted/Foreign Grants Fund)

Particulars	UACS CODE	Appropriations			Allotments				Current Year Obligations					Current Year Disbursements					Balances				
		Authorized Appropriations	Adjustments (Transfer To/From)	Adjusted Appropriations	Allotments Received	Adjustments (Withdrawal, Reallocation)	Transfer To	Transfer From	Adjusted Total Allotments	1st Quarter Ending March 31	2nd Quarter Ending June 30	3rd Quarter Ending Sept. 30	4th Quarter Ending Dec.	TOTAL	1st Quarter Ending March 31	2nd Quarter Ending June 30	3rd Quarter Ending Sept. 30	4th Quarter Ending Dec. 31	TOTAL	Unreleased Appro	Unobligated Allotments	Unpaid Obligations	
																						Due and Demandable	Not Yet Due and Demandable
1	2	3	4	5=(3+4)	6	7	8	9	10=[(6+(-)7)-8+9]	11	12	13	14	15=(11+12+13+14)	16	17	18	19	20=(16+17+18+19)	21=(5-10)	22=(10-15)	23	24
I. Continuing Appropriations		236,844.00	0.00	236,844.00	236,844.00	0.00	0.00	0.00	236,844.00	236,844.00	0.00	0.00	0.00	236,844.00	200,990.00	0.00	0.00	0.00	200,990.00	0.00	0.00	0.00	35,854.00
I. Agency Specific Budget		236,844.00	0.00	236,844.00	236,844.00	0.00	0.00	0.00	236,844.00	236,844.00	0.00	0.00	0.00	236,844.00	200,990.00	0.00	0.00	0.00	200,990.00	0.00	0.00	0.00	35,854.00
Operations	3000000000000000	236,844.00	0.00	236,844.00	236,844.00	0.00	0.00	0.00	236,844.00	236,844.00	0.00	0.00	0.00	236,844.00	200,990.00	0.00	0.00	0.00	200,990.00	0.00	0.00	0.00	35,854.00
OO : Employability increased and/or enhanced		236,844.00	0.00	236,844.00	236,844.00	0.00	0.00	0.00	236,844.00	236,844.00	0.00	0.00	0.00	236,844.00	200,990.00	0.00	0.00	0.00	200,990.00	0.00	0.00	0.00	35,854.00
TECHNICAL EDUCATION AND SKILLS DEVELOPMENT PROGRAM		236,844.00	0.00	236,844.00	236,844.00	0.00	0.00	0.00	236,844.00	236,844.00	0.00	0.00	0.00	236,844.00	200,990.00	0.00	0.00	0.00	200,990.00	0.00	0.00	0.00	35,854.00
Promotion, Development and Implementation of Quality Technical Education and Skills Development Programs	310300100001000	236,844.00	0.00	236,844.00	236,844.00	0.00	0.00	0.00	236,844.00	236,844.00	0.00	0.00	0.00	236,844.00	200,990.00	0.00	0.00	0.00	200,990.00	0.00	0.00	0.00	35,854.00
CO		236,844.00	0.00	236,844.00	236,844.00	0.00	0.00	0.00	236,844.00	236,844.00	0.00	0.00	0.00	236,844.00	200,990.00	0.00	0.00	0.00	200,990.00	0.00	0.00	0.00	35,854.00
Sub-Total, Operations		236,844.00	0.00	236,844.00	236,844.00	0.00	0.00	0.00	236,844.00	236,844.00	0.00	0.00	0.00	236,844.00	200,990.00	0.00	0.00	0.00	200,990.00	0.00	0.00	0.00	35,854.00
PS		0.00	0.00	0.00	0.00	0.00	0.00	0.00	0.00	0.00	0.00	0.00	0.00	0.00	0.00	0.00	0.00	0.00	0.00	0.00	0.00	0.00	0.00
MOOE		0.00	0.00	0.00	0.00	0.00	0.00	0.00	0.00	0.00	0.00	0.00	0.00	0.00	0.00	0.00	0.00	0.00	0.00	0.00	0.00	0.00	0.00
FinEx (if Applicable)		0.00	0.00	0.00	0.00	0.00	0.00	0.00	0.00	0.00	0.00	0.00	0.00	0.00	0.00	0.00	0.00	0.00	0.00	0.00	0.00	0.00	0.00
CO		236,844.00	0.00	236,844.00	236,844.00	0.00	0.00	0.00	236,844.00	236,844.00	0.00	0.00	0.00	236,844.00	200,990.00	0.00	0.00	0.00	200,990.00	0.00	0.00	0.00	35,854.00
GRAND TOTAL		236,844.00	0.00	236,844.00	236,844.00	0.00	0.00	0.00	236,844.00	236,844.00	0.00	0.00	0.00	236,844.00	200,990.00	0.00	0.00	0.00	200,990.00	0.00	0.00	0.00	35,854.00
PS		0.00	0.00	0.00	0.00	0.00	0.00	0.00	0.00	0.00	0.00	0.00	0.00	0.00	0.00	0.00	0.00	0.00	0.00	0.00	0.00	0.00	0.00
MOOE		0.00	0.00	0.00	0.00	0.00	0.00	0.00	0.00	0.00	0.00	0.00	0.00	0.00	0.00	0.00	0.00	0.00	0.00	0.00	0.00	0.00	0.00
FinEx (if Applicable)		0.00	0.00	0.00	0.00	0.00	0.00	0.00	0.00	0.00	0.00	0.00	0.00	0.00	0.00	0.00	0.00	0.00	0.00	0.00	0.00	0.00	0.00
CO		236,844.00	0.00	236,844.00	236,844.00	0.00	0.00	0.00	236,844.00	236,844.00	0.00	0.00	0.00	236,844.00	200,990.00	0.00	0.00	0.00	200,990.00	0.00	0.00	0.00	35,854.00

**Certified Correct**  
  
**JONATHAN C. TORIO**  
 Accountant

**Recommending Approval By:**  
  
**JUANITO G. DOMINGO**  
 Budget Officer

**Approved By:**  
  
**RENATO D. UBINA, PhD.**  
 Agency Head

Date:

Date:

Date: